

# MONTHLY ACCOUNT STATEMENT

---

Westminster CO Operating/WEDA/LGIP Cons | [REDACTED] | As of November 30, 2024

CHANDLER ASSET MANAGEMENT | [chandlerasset.com](http://chandlerasset.com)

**Chandler Team:**

For questions about your account, please call (800) 317-4747,  
or contact [clientservice@chandlerasset.com](mailto:clientservice@chandlerasset.com)

**Custodian:**

# PORTFOLIO SUMMARY



Westminster CO Operating/WEDA/LGIP Cons [REDACTED] | As of November 30, 2024

## Portfolio Characteristics

Average Modified Duration	1.68
Average Coupon	3.07%
Average Purchase YTM	3.38%
Average Market YTM	4.25%
Average Quality	AAA
Average Final Maturity	1.81
Average Life	1.71

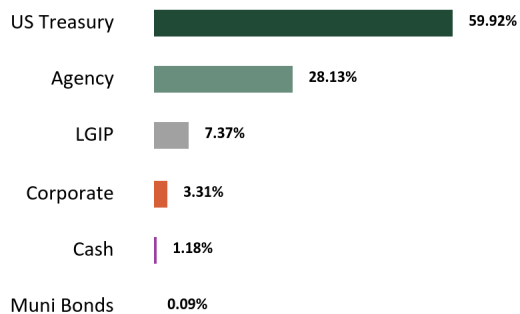
## Account Summary

	Beg. Values as of 11/01/2024	End Values as of 11/30/2024
Market Value	365,283,983.66	358,550,815.61
Accrued Interest	2,185,781.28	2,198,039.70
<b>Total Market Value</b>	<b>367,469,764.94</b>	<b>360,748,855.31</b>
Income Earned	1,018,581.47	915,677.84
Cont/WD	2,742,415.94	(8,089,404.84)
Par	369,474,948.44	362,335,023.29
Book Value	367,119,831.61	360,042,377.44
Cost Value	365,586,823.54	358,300,414.02

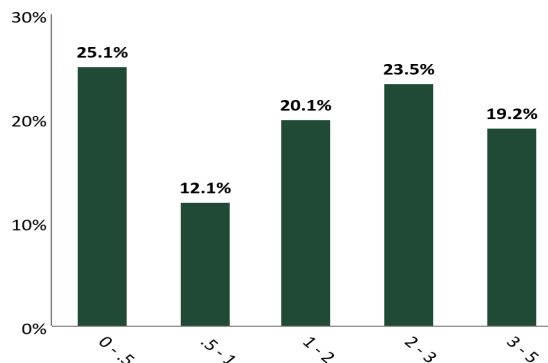
## Top Issuers

United States	59.92%
Farm Credit System	15.06%
Federal Home Loan Banks	11.71%
ColoTrust	3.62%
Public Financial Management	1.97%
CSAFE	1.78%
FNMA	1.35%
Apple Inc.	1.25%

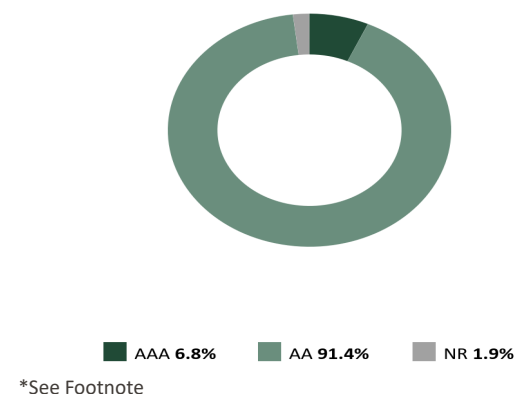
## Sector Allocation



## Maturity Distribution



## Credit Quality



The credit quality is a weighted average calculation of the highest of S&P, Moody's' and Fitch

Execution Time: 12/12/2024 06:13:02 PM

Chandler Asset Management | info@chandlerasset.com | www.chandlerasset.com | 800.317.4747

CONFIDENTIAL | 2

# RECONCILIATION SUMMARY



Westminster CO Operating/WEDA/LGIP Cons [REDACTED] | As of November 30, 2024

## Maturities / Calls

Month to Date	(9,500,000.00)
Fiscal Year to Date	(88,100,000.00)

## Principal Paydowns

Month to Date	0.00
Fiscal Year to Date	0.00

## Purchases

Month to Date	15,116,739.72
Fiscal Year to Date	222,572,565.13

## Sales

Month to Date	(17,002,129.71)
Fiscal Year to Date	(123,114,558.37)

## Interest Received

Month to Date	915,699.85
Fiscal Year to Date	8,647,863.29

## Purchased / Sold Interest

Month to Date	(96,060.00)
Fiscal Year to Date	(703,270.23)

## Accrual Activity Summary

	Month to Date	Fiscal Year to Date (01/01/2024)
Beginning Book Value	367,119,831.61	343,997,891.56
Maturities/Calls	(9,500,000.00)	(88,100,000.00)
Principal Paydowns	0.00	0.00
Purchases	15,116,739.72	222,572,565.13
Sales	(17,002,129.71)	(123,114,558.37)
Change in Cash, Payables, Receivables	4,224,156.25	3,988,531.25
Amortization/Accretion	83,779.57	697,947.87
Realized Gain (Loss)	0.00	0.00
Ending Book Value	360,042,377.44	360,042,377.44

## Fair Market Activity Summary

	Month to Date	Fiscal Year to Date (01/01/2024)
Beginning Market Value	365,283,983.66	338,435,437.63
Maturities/Calls	(9,500,000.00)	(88,100,000.00)
Principal Paydowns	0.00	0.00
Purchases	15,116,739.72	222,572,565.13
Sales	(17,002,129.71)	(123,114,558.37)
Change in Cash, Payables, Receivables	4,224,156.25	3,988,531.25
Amortization/Accretion	83,779.57	697,947.87
Change in Net Unrealized Gain (Loss)	344,286.13	4,070,892.11
Realized Gain (Loss)	0.00	0.00
Ending Market Value	358,550,815.61	358,550,815.61

# HOLDINGS REPORT



Westminster CO Operating/WEDA/LGIP Cons [REDACTED] | As of November 30, 2024

Cusip	Security Description	Par Value/ Units	Purchase Date Purchase Yield	Cost Value Book Value	Mkt Price Mkt YTM	Market Value Accrued Int.	% of Port. Gain/Loss	Moody's/ S&P/ Fitch	Maturity Duration
<b>AGENCY</b>									
3133EN3M0	FEDERAL FARM CREDIT BANKS FUNDING CORP 4.625 12/05/2024	5,000,000.00	12/09/2022 4.49%	5,012,505.00 5,000,069.09	100.00 4.55%	4,999,986.35 113,055.56	1.39% (82.74)	Aaa/AA+ AA+	0.01 0.01
3130AQF40	FEDERAL HOME LOAN BANKS 1.0 12/20/2024	5,000,000.00	12/21/2021 1.01%	4,998,950.00 4,999,981.76	99.82 4.60%	4,990,971.45 22,361.11	1.39% (9,010.31)	Aaa/AA+ AA+	0.05 0.05
3133ENKS8	FEDERAL FARM CREDIT BANKS FUNDING CORP 1.125 01/06/2025	2,000,000.00	01/10/2022 1.21%	1,995,080.00 1,999,837.65	99.66 4.71%	1,993,210.38 9,062.50	0.56% (6,627.27)	Aaa/AA+ AA+	0.10 0.09
3133ENPY0	FEDERAL FARM CREDIT BANKS FUNDING CORP 1.75 02/25/2025	4,000,000.00	03/02/2022 1.71%	4,005,160.00 4,000,407.12	99.34 4.62%	3,973,574.48 18,666.67	1.11% (26,832.64)	Aaa/AA+ AA+	0.24 0.23
3133ENWH9	FEDERAL FARM CREDIT BANKS FUNDING CORP 2.9 05/09/2025	2,000,000.00	05/05/2022 2.90%	1,999,895.75 1,999,984.88	99.30 4.53%	1,985,949.72 3,544.44	0.55% (14,035.16)	Aaa/AA+ AA+	0.44 0.43
3135G05X7	FEDERAL NATIONAL MORTGAGE ASSOCIATION 0.375 08/25/2025	5,000,000.00	03/07/2022 1.76%	4,765,600.00 4,950,564.93	97.14 4.40%	4,856,965.65 5,000.00	1.35% (93,599.28)	Aaa/AA+ AA+	0.73 0.71
3130AUU36	FEDERAL HOME LOAN BANKS 4.125 03/13/2026	4,000,000.00	03/29/2023 4.12%	3,999,840.00 3,999,930.69	99.73 4.34%	3,989,008.52 35,750.00	1.11% (10,922.17)	Aaa/AA+ AA+	1.28 1.22
3133EPHH1	FEDERAL FARM CREDIT BANKS FUNDING CORP 4.0 04/28/2026	6,000,000.00	05/08/2023 3.86%	6,022,860.00 6,010,808.46	99.64 4.27%	5,978,118.84 22,000.00	1.67% (32,689.62)	Aaa/AA+ AA+	1.41 1.35
3133EPSW6	FEDERAL FARM CREDIT BANKS FUNDING CORP 4.5 08/14/2026	2,500,000.00	08/31/2023 4.64%	2,490,475.00 2,494,492.53	100.49 4.20%	2,512,168.70 33,437.50	0.70% 17,676.17	Aaa/AA+ AA+	1.70 1.60
3130B3A29	FEDERAL HOME LOAN BANKS 4.0 10/09/2026	4,000,000.00	10/11/2024 3.97%	4,002,040.00 4,001,907.57	99.73 4.15%	3,989,171.52 22,222.22	1.11% (12,736.05)	Aaa/AA+ AA+	1.86 1.76
3130AXU63	FEDERAL HOME LOAN BANKS 4.625 11/17/2026	5,000,000.00	01/26/2024 4.21%	5,054,400.00 5,038,074.68	101.01 4.08%	5,050,285.70 8,993.06	1.41% 12,211.02	Aaa/AA+ AA+	1.96 1.85
3130AYPNO	FEDERAL HOME LOAN BANKS 4.125 01/15/2027	4,250,000.00	01/26/2024 4.20%	4,241,627.50 4,244,003.06	100.09 4.08%	4,253,800.82 66,229.17	1.19% 9,797.76	Aaa/AA+ AA+	2.13 1.98
3133ERDS7	FEDERAL FARM CREDIT BANKS FUNDING CORP 4.75 05/06/2027	6,000,000.00	05/22/2024 4.70%	6,008,100.00 6,006,657.33	101.28 4.19%	6,076,788.90 19,791.67	1.69% 70,131.57	Aaa/AA+ AA+	2.43 2.27
3130B1EFO	FEDERAL HOME LOAN BANKS 4.625 06/11/2027	6,000,000.00	07/15/2024 4.29%	6,053,040.00 6,046,134.79	101.15 4.14%	6,069,091.68 151,854.17	1.69% 22,956.89	Aaa/AA+ AA+	2.53 2.31
3133ERP7	FEDERAL FARM CREDIT BANKS FUNDING CORP 3.75 08/16/2027	6,000,000.00	08/19/2024 3.91%	5,972,460.00 5,975,060.02	98.88 4.19%	5,932,537.20 65,625.00	1.65% (42,522.82)	Aaa/AA+ AA+	2.71 2.52
3130ATS57	FEDERAL HOME LOAN BANKS 4.5 03/10/2028	7,000,000.00	04/19/2023 3.87%	7,193,340.00 7,129,362.43	101.19 4.11%	7,083,398.35 70,875.00	1.98% (45,964.08)	Aaa/AA+ AA+	3.28 2.99

# HOLDINGS REPORT



Westminster CO Operating/WEDA/LGIP Cons [REDACTED] | As of November 30, 2024

Cusip	Security Description	Par Value/ Units	Purchase Date Purchase Yield	Cost Value Book Value	Mkt Price Mkt YTM	Market Value Accrued Int.	% of Port. Gain/Loss	Moody's/ S&P/ Fitch	Maturity Duration
3133EPGW9	FEDERAL FARM CREDIT BANKS FUNDING CORP 3.875 04/25/2028	5,000,000.00	04/27/2023 3.76%	5,026,350.00 5,017,957.36	99.01 4.19%	4,950,392.05 19,375.00	1.38% (67,565.31)	Aaa/AA+ AA+	3.40 3.14
3130AWTR1	FEDERAL HOME LOAN BANKS 4.375 09/08/2028	4,500,000.00	09/25/2023 4.63%	4,449,060.00 4,461,246.20	100.76 4.15%	4,534,380.86 45,390.63	1.26% 73,134.66	Aaa/AA+ AA+	3.77 3.41
3130AXEL8	FEDERAL HOME LOAN BANKS 4.75 09/08/2028	2,000,000.00	10/31/2023 4.87%	1,990,000.00 1,992,233.50	102.00 4.17%	2,040,085.30 21,902.78	0.57% 47,851.80	Aaa/AA+ AA+	3.77 3.39
3133EPC45	FEDERAL FARM CREDIT BANKS FUNDING CORP 4.625 11/13/2028	7,000,000.00	-- 4.50%	7,039,195.00 7,031,165.40	101.67 4.16%	7,116,866.47 16,187.50	1.98% 85,701.07	Aaa/AA+ AA+	3.96 3.57
3133EPW84	FEDERAL FARM CREDIT BANKS FUNDING CORP 3.875 01/18/2029	3,600,000.00	02/05/2024 4.14%	3,557,541.60 3,564,582.79	98.89 4.17%	3,559,889.59 51,537.50	0.99% (4,693.20)	Aaa/AA+ AA+	4.13 3.72
3133ERAK7	FEDERAL FARM CREDIT BANKS FUNDING CORP 4.375 04/10/2029	2,000,000.00	04/12/2024 4.60%	1,979,960.00 1,982,491.14	100.83 4.16%	2,016,516.28 12,395.83	0.56% 34,025.14	Aaa/AA+ AA+	4.36 3.91
3133ERSP7	FEDERAL FARM CREDIT BANKS FUNDING CORP 3.5 09/10/2029	3,000,000.00	09/17/2024 3.49%	3,000,930.00 3,000,892.15	97.30 4.13%	2,919,117.24 23,625.00	0.81% (81,774.91)	Aaa/AA+ AA+	4.78 4.31
<b>Total Agency</b>		<b>100,850,000.00</b>	<b>3.75%</b>	<b>100,858,409.85</b> <b>100,947,845.53</b>	<b>100.04</b> <b>4.26%</b>	<b>100,872,276.04</b> <b>858,882.29</b>	<b>28.13%</b> <b>(75,569.48)</b>	<b>Aaa/AA+</b> <b>AA+</b>	<b>2.25</b> <b>2.07</b>
<b>CASH</b>									
CCYUSD	Cash	115,625.00	-- 0.00%	115,625.00 115,625.00	1.00 0.00%	115,625.00 0.00	0.03% 0.00	Aaa/AAA AAA	0.00 0.00
CCYUSD	Receivable	4,108,531.25	-- 0.00%	4,108,531.25 4,108,531.25	1.00 0.00%	4,108,531.25 0.00	1.15% 0.00	Aaa/AAA AAA	0.00 0.00
<b>Total Cash</b>		<b>4,224,156.25</b>	<b>0.00%</b>	<b>4,224,156.25</b>	<b>1.00</b> <b>0.00%</b>	<b>4,224,156.25</b> <b>0.00</b>	<b>1.18%</b> <b>0.00</b>	<b>Aaa/AAA</b> <b>AAA</b>	<b>0.00</b> <b>0.00</b>
<b>CORPORATE</b>									
037833AZ3	APPLE INC 2.5 02/09/2025	4,500,000.00	-- 1.84%	4,585,925.00 4,505,547.22	99.59 4.69%	4,481,488.22 35,000.00	1.25% (24,059.01)	Aaa/AA+ NA	0.19 0.18
931142EW9	WALMART INC 3.9 09/09/2025	3,000,000.00	-- 3.87%	3,002,515.80 3,000,647.31	99.61 4.42%	2,988,228.96 26,650.00	0.83% (12,418.35)	Aa2/AA AA	0.77 0.74
023135CF1	AMAZON.COM INC 3.3 04/13/2027	4,500,000.00	08/05/2024 4.20%	4,398,165.00 4,410,322.85	97.72 4.32%	4,397,408.82 19,800.00	1.23% (12,914.03)	A1/AA AA-	2.37 2.23

# HOLDINGS REPORT



Westminster CO Operating/WEDA/LGIP Cons [REDACTED] | As of November 30, 2024

Cusip	Security Description	Par Value/ Units	Purchase Date Purchase Yield	Cost Value Book Value	Mkt Price Mkt YTM	Market Value Accrued Int.	% of Port. Gain/Loss	Moody's/ S&P/ Fitch	Maturity Duration
<b>Total Corporate</b>		<b>12,000,000.00</b>	<b>3.23%</b>	<b>11,986,605.80</b> <b>11,916,517.39</b>	<b>98.90</b> <b>4.49%</b>	<b>11,867,126.00</b> <b>81,450.00</b>	<b>3.31%</b> <b>(49,391.39)</b>	<b>Aa3/AA</b> <b>AA-</b>	<b>1.15</b> <b>1.08</b>
<b>LOCAL GOV INVESTMENT POOL</b>									
PPCSIPX\$1	Public Financial Management CSIP	7,077,014.59	-- 4.79%	7,077,014.59 7,077,014.59	1.00 4.79%	7,077,014.59 0.00	1.97% 0.00	NA/AAAm NA	0.00 0.00
99CSAFE\$0	CSAFE Investment Pool	6,383,132.74	-- 4.71%	6,383,132.74 6,383,132.74	1.00 4.71%	6,383,132.74 0.00	1.78% 0.00	NA/NA AAA	0.00 0.00
99COLOT\$0	ColoTrust Investment Pool Plus	12,974,623.09	-- 4.79%	12,974,623.09 12,974,623.09	1.00 4.79%	12,974,623.09 0.00	3.62% 0.00	NA/AAAm NA	0.00 0.00
<b>Total Local Gov Investment Pool</b>		<b>26,434,770.42</b>	<b>4.77%</b>	<b>26,434,770.42</b> <b>26,434,770.42</b>	<b>1.00</b> <b>4.77%</b>	<b>26,434,770.42</b> <b>0.00</b>	<b>7.37%</b> <b>0.00</b>	<b>NA/AAA</b> <b>AAA</b>	<b>0.00</b> <b>0.00</b>
<b>MUNICIPAL BONDS</b>									
90WEDA\$03	Wesminster EDA 2.6 09/15/2025	326,096.62	09/13/2022 2.59%	326,096.62 326,096.62	100.00 2.60%	326,096.62 1,789.91	0.09% 0.00	NA/NA NA	0.79 0.79
<b>Total Municipal Bonds</b>		<b>326,096.62</b>	<b>2.59%</b>	<b>326,096.62</b> <b>326,096.62</b>	<b>100.00</b> <b>2.60%</b>	<b>326,096.62</b> <b>1,789.91</b>	<b>0.09%</b> <b>0.00</b>	<b>NA/NA</b> <b>NA</b>	<b>0.79</b> <b>0.79</b>
<b>US TREASURY</b>									
91282CDN8	UNITED STATES TREASURY 1.0 12/15/2024	3,000,000.00	12/10/2021 1.04%	2,996,601.56 2,999,956.59	99.87 4.60%	2,996,144.67 13,852.46	0.84% (3,811.92)	Aaa/AA+ AA+	0.04 0.04
912828YY0	UNITED STATES TREASURY 1.75 12/31/2024	4,000,000.00	09/07/2021 0.50%	4,164,531.25 4,004,086.04	99.77 4.63%	3,990,855.08 29,293.48	1.11% (13,230.96)	Aaa/AA+ AA+	0.08 0.08
912828Z52	UNITED STATES TREASURY 1.375 01/31/2025	6,000,000.00	-- 0.34%	6,244,335.94 6,010,306.81	99.50 4.44%	5,970,000.00 27,574.73	1.67% (40,306.81)	Aaa/AA+ AA+	0.17 0.16
912828ZC7	UNITED STATES TREASURY 1.125 02/28/2025	4,000,000.00	11/01/2021 0.88%	4,032,031.25 4,002,348.25	99.19 4.47%	3,967,695.32 11,436.46	1.11% (34,652.93)	Aaa/AA+ AA+	0.25 0.24
912828ZF0	UNITED STATES TREASURY 0.5 03/31/2025	5,000,000.00	03/09/2021 0.61%	4,977,929.69 4,998,209.06	98.73 4.44%	4,936,523.45 4,258.24	1.38% (61,685.61)	Aaa/AA+ AA+	0.33 0.32
912828ZL7	UNITED STATES TREASURY 0.375 04/30/2025	7,500,000.00	-- 0.32%	7,516,015.63 7,501,549.62	98.35 4.45%	7,376,542.95 2,408.49	2.06% (125,006.67)	Aaa/AA+ AA+	0.41 0.40

# HOLDINGS REPORT



Westminster CO Operating/WEDA/LGIP Cons [REDACTED] | As of November 30, 2024

Cusip	Security Description	Par Value/ Units	Purchase Date Purchase Yield	Cost Value Book Value	Mkt Price Mkt YTM	Market Value Accrued Int.	% of Port. Gain/Loss	Moody's/ S&P/ Fitch	Maturity Duration
912828ZT0	UNITED STATES TREASURY 0.25 05/31/2025	8,000,000.00	05/03/2021 0.61%	7,882,187.50 7,985,659.67	97.97 4.45%	7,837,562.48 54.95	2.19% (148,097.19)	Aaa/AA+ AA+	0.50 0.48
912828ZW3	UNITED STATES TREASURY 0.25 06/30/2025	7,000,000.00	-- 0.73%	6,872,226.56 6,980,922.86	97.66 4.39%	6,836,074.21 7,323.37	1.91% (144,848.65)	Aaa/AA+ AA+	0.58 0.57
91282CAB7	UNITED STATES TREASURY 0.25 07/31/2025	6,000,000.00	11/08/2021 0.91%	5,853,750.00 5,973,976.10	97.30 4.43%	5,838,046.86 5,013.59	1.63% (135,929.24)	Aaa/AA+ AA+	0.67 0.65
912828K74	UNITED STATES TREASURY 2.0 08/15/2025	6,000,000.00	-- 2.77%	5,853,085.94 5,968,911.39	98.32 4.45%	5,899,218.72 35,217.39	1.65% (69,692.67)	Aaa/AA+ AA+	0.71 0.68
9128285C0	UNITED STATES TREASURY 3.0 09/30/2025	4,500,000.00	-- 2.82%	4,526,250.01 4,506,536.94	98.89 4.38%	4,450,113.27 22,994.51	1.24% (56,423.67)	Aaa/AA+ AA+	0.83 0.80
91282CFP1	UNITED STATES TREASURY 4.25 10/15/2025	1,000,000.00	12/09/2022 4.11%	1,003,750.00 1,001,148.84	99.88 4.39%	998,789.06 5,487.64	0.28% (2,359.78)	Aaa/AA+ AA+	0.87 0.84
9128285J5	UNITED STATES TREASURY 3.0 10/31/2025	4,500,000.00	06/08/2022 2.98%	4,502,285.16 4,500,616.02	98.77 4.39%	4,444,734.38 11,560.77	1.24% (55,881.64)	Aaa/AA+ AA+	0.92 0.88
912828M56	UNITED STATES TREASURY 2.25 11/15/2025	7,000,000.00	-- 3.36%	6,750,664.06 6,929,909.14	98.02 4.39%	6,861,367.17 6,961.33	1.91% (68,541.97)	Aaa/AA+ AA+	0.96 0.93
9128285T3	UNITED STATES TREASURY 2.625 12/31/2025	4,000,000.00	07/13/2022 3.17%	3,928,437.50 3,977,672.05	98.21 4.34%	3,928,281.24 43,940.22	1.10% (49,390.81)	Aaa/AA+ AA+	1.08 1.04
9128286A3	UNITED STATES TREASURY 2.625 01/31/2026	3,000,000.00	08/05/2022 3.11%	2,952,421.88 2,984,065.82	98.09 4.32%	2,942,812.50 26,321.33	0.82% (41,253.32)	Aaa/AA+ AA+	1.17 1.12
912828P46	UNITED STATES TREASURY 1.625 02/15/2026	4,000,000.00	08/11/2022 3.09%	3,805,937.50 3,933,139.41	96.89 4.30%	3,875,625.00 19,076.09	1.08% (57,514.41)	Aaa/AA+ AA+	1.21 1.17
9128286L9	UNITED STATES TREASURY 2.25 03/31/2026	4,000,000.00	08/02/2022 2.95%	3,902,812.50 3,964,718.61	97.40 4.29%	3,895,937.52 15,329.67	1.09% (68,781.09)	Aaa/AA+ AA+	1.33 1.28
9128286S4	UNITED STATES TREASURY 2.375 04/30/2026	4,000,000.00	10/21/2022 4.46%	3,730,156.25 3,891,768.28	97.43 4.27%	3,897,187.52 8,135.36	1.09% 5,419.24	Aaa/AA+ AA+	1.41 1.36
91282CHB0	UNITED STATES TREASURY 3.625 05/15/2026	4,250,000.00	09/27/2024 3.64%	4,248,837.89 4,248,959.60	99.11 4.26%	4,212,314.44 6,809.39	1.17% (36,645.16)	Aaa/AA+ AA+	1.45 1.40
9128286X3	UNITED STATES TREASURY 2.125 05/31/2026	6,450,000.00	10/20/2022 4.55%	5,931,732.42 6,235,300.38	96.92 4.27%	6,251,460.94 376.55	1.74% 16,160.56	Aaa/AA+ AA+	1.50 1.45
91282CHH7	UNITED STATES TREASURY 4.125 06/15/2026	4,250,000.00	09/27/2024 3.62%	4,285,195.31 4,281,692.73	99.80 4.26%	4,241,699.24 80,950.31	1.18% (39,993.49)	Aaa/AA+ AA+	1.54 1.44
91282CHM6	UNITED STATES TREASURY 4.5 07/15/2026	5,500,000.00	11/18/2024 4.33%	5,514,824.22 5,514,529.21	100.39 4.24%	5,521,699.21 93,485.05	1.54% 7,169.99	Aaa/AA+ AA+	1.62 1.52
91282CHY0	UNITED STATES TREASURY 4.625 09/15/2026	5,000,000.00	01/26/2024 4.20%	5,052,148.44 5,035,545.86	100.68 4.22%	5,033,984.40 49,188.54	1.40% (1,561.46)	Aaa/AA+ AA+	1.79 1.68

# HOLDINGS REPORT



Westminster CO Operating/WEDA/LGIP Cons [REDACTED] | As of November 30, 2024

Cusip	Security Description	Par Value/ Units	Purchase Date Purchase Yield	Cost Value Book Value	Mkt Price Mkt YTM	Market Value Accrued Int.	% of Port. Gain/Loss	Moody's/ S&P/ Fitch	Maturity Duration
912828U24	UNITED STATES TREASURY 2.0 11/15/2026	7,000,000.00	06/06/2023 4.08%	6,537,070.31 6,736,628.05	95.93 4.19%	6,715,351.58 6,187.85	1.87% (21,276.47)	Aaa/AA+ AA+	1.96 1.88
91282CEF4	UNITED STATES TREASURY 2.5 03/31/2027	5,000,000.00	11/14/2022 4.08%	4,685,351.56 4,832,529.01	96.38 4.15%	4,819,140.60 21,291.21	1.34% (13,388.41)	Aaa/AA+ AA+	2.33 2.22
91282CEN7	UNITED STATES TREASURY 2.75 04/30/2027	4,000,000.00	11/29/2022 4.03%	3,794,687.50 3,887,918.73	96.83 4.14%	3,873,281.24 9,419.89	1.08% (14,637.49)	Aaa/AA+ AA+	2.41 2.30
91282CEW7	UNITED STATES TREASURY 3.25 06/30/2027	5,000,000.00	11/14/2022 4.04%	4,833,593.75 4,907,234.43	97.87 4.13%	4,893,554.70 68,002.72	1.36% (13,679.73)	Aaa/AA+ AA+	2.58 2.41
91282CFB2	UNITED STATES TREASURY 2.75 07/31/2027	7,000,000.00	09/05/2024 3.65%	6,828,554.69 6,842,490.70	96.51 4.15%	6,755,820.33 64,341.03	1.88% (86,670.37)	Aaa/AA+ AA+	2.67 2.51
91282CFH9	UNITED STATES TREASURY 3.125 08/31/2027	7,000,000.00	06/06/2023 3.98%	6,770,039.06 6,850,614.75	97.40 4.13%	6,818,164.08 55,593.92	1.90% (32,450.67)	Aaa/AA+ AA+	2.75 2.57
91282CLL3	UNITED STATES TREASURY 3.375 09/15/2027	4,250,000.00	09/27/2024 3.48%	4,237,382.81 4,238,107.13	98.06 4.12%	4,167,656.25 30,510.19	1.16% (70,450.88)	Aaa/AA+ AA+	2.79 2.61
91282CFM8	UNITED STATES TREASURY 4.125 09/30/2027	4,500,000.00	03/10/2023 4.37%	4,454,121.15 4,471,535.83	100.01 4.12%	4,500,527.36 31,617.45	1.26% 28,991.53	Aaa/AA+ AA+	2.83 2.63
91282CLQ2	UNITED STATES TREASURY 3.875 10/15/2027	5,000,000.00	11/01/2024 4.14%	4,963,867.19 4,964,774.71	99.34 4.12%	4,966,796.90 25,017.17	1.39% 2,022.19	Aaa/AA+ AA+	2.87 2.67
91282CFU0	UNITED STATES TREASURY 4.125 10/31/2027	9,500,000.00	06/24/2024 4.42%	9,413,164.06 9,424,267.67	100.04 4.11%	9,503,710.89 33,558.36	2.65% 79,443.22	Aaa/AA+ AA+	2.92 2.71
9128283F5	UNITED STATES TREASURY 2.25 11/15/2027	7,500,000.00	-- 3.74%	7,073,183.59 7,197,884.89	94.83 4.13%	7,112,402.33 7,458.56	1.98% (85,482.57)	Aaa/AA+ AA+	2.96 2.81
91282CGC9	UNITED STATES TREASURY 3.875 12/31/2027	3,000,000.00	05/26/2023 4.04%	2,978,906.25 2,985,832.56	99.32 4.11%	2,979,492.18 48,648.10	0.83% (6,340.38)	Aaa/AA+ AA+	3.08 2.83
91282CGH8	UNITED STATES TREASURY 3.5 01/31/2028	2,000,000.00	10/17/2024 3.91%	1,975,156.25 1,976,067.19	98.16 4.13%	1,963,203.12 23,396.74	0.55% (12,864.07)	Aaa/AA+ AA+	3.17 2.93
9128283W8	UNITED STATES TREASURY 2.75 02/15/2028	4,250,000.00	09/27/2024 3.51%	4,147,734.38 4,152,876.69	95.93 4.12%	4,076,845.69 34,300.27	1.14% (76,031.00)	Aaa/AA+ AA+	3.21 3.00
9128284V9	UNITED STATES TREASURY 2.875 08/15/2028	5,250,000.00	03/06/2024 4.16%	4,978,476.56 5,023,367.54	95.75 4.12%	5,026,875.00 44,296.88	1.40% 3,507.46	Aaa/AA+ AA+	3.71 3.43
91282CJW2	UNITED STATES TREASURY 4.0 01/31/2029	5,000,000.00	03/14/2024 4.30%	4,935,351.56 4,944,814.96	99.55 4.12%	4,977,734.40 66,847.83	1.39% 32,919.44	Aaa/AA+ AA+	4.17 3.75
912810FG8	UNITED STATES TREASURY 5.25 02/15/2029	3,800,000.00	02/23/2024 4.27%	3,964,765.63 3,939,221.98	104.75 4.01%	3,980,500.00 58,548.91	1.11% 41,278.02	Aaa/AA+ AA+	4.21 3.71
91282CKG5	UNITED STATES TREASURY 4.125 03/31/2029	8,500,000.00	05/14/2024 4.47%	8,371,171.88 8,385,638.82	100.04 4.11%	8,503,320.27 59,721.84	2.37% 117,681.45	Aaa/AA+ AA+	4.33 3.90



# HOLDINGS REPORT



Westminster CO Operating/WEDA/LGIP Cons [REDACTED] | As of November 30, 2024

Cusip	Security Description	Par Value/ Units	Purchase Date Purchase Yield	Cost Value Book Value	Mkt Price Mkt YTM	Market Value Accrued Int.	% of Port. Gain/Loss	Moody's/ S&P/ Fitch	Maturity Duration
91282CLC3	UNITED STATES TREASURY 4.0 07/31/2029	3,000,000.00	10/22/2024 4.30%	2,999,648.44 2,999,656.31	99.58 4.10%	2,987,343.75 40,108.70	0.83% (12,312.56)	Aaa/AA+ AA+	4.67 4.16
<b>Total US Treasury</b>		<b>218,500,000.00</b>	<b>3.11%</b>	<b>214,470,375.08</b> <b>216,192,991.23</b>	<b>98.35</b> <b>4.26%</b>	<b>214,826,390.28</b> <b>1,255,917.50</b>	<b>59.92%</b> <b>(1,366,600.95)</b>	<b>Aaa/AA+</b> <b>AA+</b>	<b>1.90</b> <b>1.77</b>
<b>Total Portfolio</b>		<b>362,335,023.29</b>	<b>3.38%</b>	<b>358,300,414.02</b> <b>360,042,377.44</b>	<b>90.52</b> <b>4.25%</b>	<b>358,550,815.61</b> <b>2,198,039.70</b>	<b>100.00%</b> <b>(1,491,561.82)</b>	<b>Aaa/AA+</b> <b>AA+</b>	<b>1.81</b> <b>1.68</b>
<b>Total Market Value + Accrued</b>						<b>360,748,855.31</b>			

# TRANSACTION LEDGER



Westminster CO Operating/WEDA/LGIP Cons [REDACTED] | As of November 30, 2024

Transaction Type	Settlement Date	CUSIP	Quantity	Security Description	Price	Acq/Disp Yield	Amount	Interest Pur/Sold	Total Amount	Gain/Loss
<b>ACQUISITIONS</b>										
Purchase	11/04/2024	91282CLQ2	5,000,000.00	UNITED STATES TREASURY 3.875 10/15/2027	99.277	4.14%	(4,963,867.19)	(10,645.60)	(4,974,512.79)	0.00
Purchase	11/04/2024	99COLOT\$0	2,129.71	ColoTrust Investment Pool Plus	1.000	4.79%	(2,129.71)	0.00	(2,129.71)	0.00
Purchase	11/19/2024	91282CHM6	5,500,000.00	UNITED STATES TREASURY 4.5 07/15/2026	100.270	4.33%	(5,514,824.22)	(85,414.40)	(5,600,238.62)	0.00
Purchase	11/21/2024	99COLOT\$0	4,500,000.00	ColoTrust Investment Pool Plus	1.000	4.79%	(4,500,000.00)	0.00	(4,500,000.00)	0.00
Purchase	11/30/2024	99CSAFE\$0	39,117.56	CSAFE Investment Pool	1.000	4.71%	(39,117.56)	0.00	(39,117.56)	0.00
Purchase	11/30/2024	99COLOT\$0	54,132.80	ColoTrust Investment Pool Plus	1.000	4.79%	(54,132.80)	0.00	(54,132.80)	0.00
Purchase	11/30/2024	99COLOT\$0	1,999.51	ColoTrust Investment Pool Plus	1.000	4.79%	(1,999.51)	0.00	(1,999.51)	0.00
Purchase	11/30/2024	PPCSIPX\$1	40,668.73	Public Financial Management CSIP	1.000	4.79%	(40,668.73)	0.00	(40,668.73)	0.00
<b>Total Purchase</b>			<b>15,138,048.31</b>				<b>(15,116,739.72)</b>	<b>(96,060.00)</b>	<b>(15,212,799.72)</b>	<b>0.00</b>
<b>TOTAL ACQUISITIONS</b>			<b>15,138,048.31</b>				<b>(15,116,739.72)</b>	<b>(96,060.00)</b>	<b>(15,212,799.72)</b>	<b>0.00</b>
<b>OTHER</b>										
Maturity	11/15/2024	91282CDH1	(5,500,000.00)	UNITED STATES TREASURY 0.75 11/15/2024	100.000	0.75%	5,500,000.00	0.00	5,500,000.00	0.00
Maturity	11/30/2024	912828YV6	(4,000,000.00)	UNITED STATES TREASURY 1.5 11/30/2024	100.000	1.50%	4,000,000.00	0.00	0.00	0.00
<b>Total Maturity</b>			<b>(9,500,000.00)</b>				<b>9,500,000.00</b>	<b>0.00</b>	<b>5,500,000.00</b>	<b>0.00</b>
Sale	11/04/2024	99COLOT\$0	(2,129.71)	ColoTrust Investment Pool Plus	1.000	4.79%	2,129.71	0.00	2,129.71	0.00
Sale	11/06/2024	PPCSIPX\$1	(1,000,000.00)	Public Financial Management CSIP	1.000	4.79%	1,000,000.00	0.00	1,000,000.00	0.00
Sale	11/08/2024	99CSAFE\$0	(1,000,000.00)	CSAFE Investment Pool	1.000	4.71%	1,000,000.00	0.00	1,000,000.00	0.00
Sale	11/08/2024	99COLOT\$0	(1,000,000.00)	ColoTrust Investment Pool Plus	1.000	4.79%	1,000,000.00	0.00	1,000,000.00	0.00

# TRANSACTION LEDGER



Westminster CO Operating/WEDA/LGIP Cons [REDACTED] | As of November 30, 2024

Transaction Type	Settlement Date	CUSIP	Quantity	Security Description	Price	Acq/Disp Yield	Amount	Interest Pur/Sold	Total Amount	Gain/Loss
Sale	11/08/2024	PPCSIPX\$1	(1,000,000.00)	Public Financial Management CSIP	1.000	4.79%	1,000,000.00	0.00	1,000,000.00	0.00
Sale	11/14/2024	99COLOT\$0	(1,500,000.00)	ColoTrust Investment Pool Plus	1.000	4.79%	1,500,000.00	0.00	1,500,000.00	0.00
Sale	11/15/2024	99CSAFE\$0	(1,500,000.00)	CSAFE Investment Pool	1.000	4.71%	1,500,000.00	0.00	1,500,000.00	0.00
Sale	11/26/2024	99COLOT\$0	(4,000,000.00)	ColoTrust Investment Pool Plus	1.000	4.79%	4,000,000.00	0.00	4,000,000.00	0.00
Sale	11/27/2024	99CSAFE\$0	(3,000,000.00)	CSAFE Investment Pool	1.000	4.71%	3,000,000.00	0.00	3,000,000.00	0.00
Sale	11/29/2024	PPCSIPX\$1	(3,000,000.00)	Public Financial Management CSIP	1.000	4.79%	3,000,000.00	0.00	3,000,000.00	0.00
<b>Total Sale</b>			<b>(17,002,129.71)</b>				<b>17,002,129.71</b>	<b>0.00</b>	<b>17,002,129.71</b>	<b>0.00</b>
<b>TOTAL OTHER TRANSACTIONS</b>			<b>(26,502,129.71)</b>				<b>26,502,129.71</b>	<b>0.00</b>	<b>22,502,129.71</b>	<b>0.00</b>
<b>OTHER</b>										
Cash Transfer	11/04/2024	CCYUSD	4,974,512.79	Cash		0.00%	4,974,512.79	0.00	4,974,512.79	0.00
Cash Transfer	11/06/2024	CCYUSD	(142,500.00)	Cash		0.00%	(142,500.00)	0.00	(142,500.00)	0.00
Cash Transfer	11/12/2024	CCYUSD	(29,000.00)	Cash		0.00%	(29,000.00)	0.00	(29,000.00)	0.00
Cash Transfer	11/13/2024	CCYUSD	(161,875.00)	Cash		0.00%	(161,875.00)	0.00	(161,875.00)	0.00
Cash Transfer	11/15/2024	CCYUSD	(5,830,781.25)	Cash		0.00%	(5,830,781.25)	0.00	(5,830,781.25)	0.00
Cash Transfer	11/19/2024	CCYUSD	5,600,238.62	Cash		0.00%	5,600,238.62	0.00	5,600,238.62	0.00
Cash Transfer	11/30/2024	CCYUSD	(12,500,000.00)	Cash		0.00%	(12,500,000.00)	0.00	(12,500,000.00)	0.00
<b>Total Cash Transfer</b>			<b>(8,089,404.84)</b>				<b>(8,089,404.84)</b>	<b>0.00</b>	<b>(8,089,404.84)</b>	<b>0.00</b>
Coupon	11/06/2024	3133ERDS7	0.00	FEDERAL FARM CREDIT BANKS FUNDING CORP 4.75 05/06/2027		4.70%	47,500.00	0.00	47,500.00	0.00
Coupon	11/06/2024	3133ERDS7	0.00	FEDERAL FARM CREDIT BANKS FUNDING CORP 4.75 05/06/2027		4.70%	95,000.00	0.00	95,000.00	0.00
Coupon	11/09/2024	3133ENWH9	0.00	FEDERAL FARM CREDIT BANKS FUNDING CORP 2.9 05/09/2025		2.90%	13,775.00	0.00	13,775.00	0.00

# TRANSACTION LEDGER



Westminster CO Operating/WEDA/LGIP Cons [REDACTED] | As of November 30, 2024

Transaction Type	Settlement Date	CUSIP	Quantity	Security Description	Price	Acq/Disp Yield	Amount	Interest Pur/Sold	Total Amount	Gain/Loss
Coupon	11/09/2024	3133ENWH9	0.00	FEDERAL FARM CREDIT BANKS FUNDING CORP 2.9 05/09/2025		2.90%	15,225.00	0.00	15,225.00	0.00
Coupon	11/13/2024	3133EPC45	0.00	FEDERAL FARM CREDIT BANKS FUNDING CORP 4.625 11/13/2028		4.50%	57,812.50	0.00	57,812.50	0.00
Coupon	11/13/2024	3133EPC45	0.00	FEDERAL FARM CREDIT BANKS FUNDING CORP 4.625 11/13/2028		4.50%	104,062.50	0.00	104,062.50	0.00
Coupon	11/15/2024	91282CDH1	0.00	UNITED STATES TREASURY 0.75 11/15/2024		0.75%	20,625.00	0.00	20,625.00	0.00
Coupon	11/15/2024	912828M56	0.00	UNITED STATES TREASURY 2.25 11/15/2025		3.36%	33,750.00	0.00	33,750.00	0.00
Coupon	11/15/2024	912828M56	0.00	UNITED STATES TREASURY 2.25 11/15/2025		3.36%	45,000.00	0.00	45,000.00	0.00
Coupon	11/15/2024	91282CHB0	0.00	UNITED STATES TREASURY 3.625 05/15/2026		3.64%	77,031.25	0.00	77,031.25	0.00
Coupon	11/15/2024	9128283F5	0.00	UNITED STATES TREASURY 2.25 11/15/2027		3.74%	22,500.00	0.00	22,500.00	0.00
Coupon	11/15/2024	9128283F5	0.00	UNITED STATES TREASURY 2.25 11/15/2027		3.74%	61,875.00	0.00	61,875.00	0.00
Coupon	11/15/2024	912828U24	0.00	UNITED STATES TREASURY 2.0 11/15/2026		4.08%	70,000.00	0.00	70,000.00	0.00
Coupon	11/17/2024	3130AXU63	0.00	FEDERAL HOME LOAN BANKS 4.625 11/17/2026		4.21%	115,625.00	0.00	115,625.00	0.00
Coupon	11/30/2024	912828ZT0	0.00	UNITED STATES TREASURY 0.25 05/31/2025		0.61%	0.00	0.00	0.00	0.00
Coupon	11/30/2024	912828YV6	0.00	UNITED STATES TREASURY 1.5 11/30/2024		1.50%	0.00	0.00	0.00	0.00
Coupon	11/30/2024	9128286X3	0.00	UNITED STATES TREASURY 2.125 05/31/2026		4.55%	0.00	0.00	0.00	0.00
<b>Total Coupon</b>			<b>0.00</b>				<b>779,781.25</b>	<b>0.00</b>	<b>779,781.25</b>	<b>0.00</b>
Dividend	11/30/2024	99CSAFE\$0	0.00	CSAFE Investment Pool		4.71%	39,117.56	0.00	39,117.56	0.00
Dividend	11/30/2024	99COLOT\$0	0.00	ColoTrust Investment Pool Plus		4.79%	56,132.31	0.00	56,132.31	0.00

# TRANSACTION LEDGER



Westminster CO Operating/WEDA/LGIP Cons [REDACTED] | As of November 30, 2024

Transaction Type	Settlement Date	CUSIP	Quantity	Security Description	Price	Acq/Disp Yield	Amount	Interest Pur/Sold	Total Amount	Gain/Loss
Dividend	11/30/2024	PPCSIPX\$1	0.00	Public Financial Management CSIP		4.79%	40,668.73	0.00	40,668.73	0.00
<b>Total Dividend</b>			<b>0.00</b>				<b>135,918.60</b>	<b>0.00</b>	<b>135,918.60</b>	<b>0.00</b>
<b>TOTAL OTHER TRANSACTIONS</b>							<b>(8,089,404.84)</b>	<b>0.00</b>	<b>(7,173,704.99)</b>	<b>0.00</b>

# INCOME EARNED



Westminster CO Operating/WEDA/LGIP Cons [REDACTED] | As of November 30, 2024

Cusip	Security Description	Trade Date Settle Date Units	Book Value: Begin Book Value: Acq Book Value: Disp Book Value: End	Prior Accrued Inc. Received Ending Accrued Total Interest	Accr. Of Discount Amort. Of Premium Net Accret/Amort Income Earned	Total Income
<b>CASH &amp; EQUIVALENTS</b>						
CCYUSD	Cash	115,625.00	0.00 0.00 0.00 115,625.00	0.00 0.00 0.00 0.00	0.00 0.00 0.00 0.00	0.00
CCYUSD	Receivable	4,108,531.25	0.00 0.00 0.00 4,108,531.25	0.00 0.00 0.00 0.00	0.00 0.00 0.00 0.00	0.00
<b>Total Cash &amp; Equivalents</b>			<b>4,224,156.25</b>	<b>0.00</b>	<b>0.00</b>	<b>0.00</b>
<b>FIXED INCOME</b>						
023135CF1	AMAZON.COM INC 3.3 04/13/2027	08/05/2024 08/06/2024 4,500,000.00	4,407,205.45 0.00 0.00 4,410,322.85	7,425.00 0.00 19,800.00 12,375.00	3,117.40 0.00 3,117.40 15,492.40	15,492.40
037833AZ3	APPLE INC 2.5 02/09/2025	4,500,000.00	4,507,924.61 0.00 0.00 4,505,547.22	25,625.00 0.00 35,000.00 9,375.00	0.00 (2,377.38) (2,377.38) 6,997.62	6,997.62
3130AQF40	FEDERAL HOME LOAN BANKS 1.0 12/20/2024	12/21/2021 12/22/2021 5,000,000.00	4,999,952.97 0.00 0.00 4,999,981.76	18,194.44 0.00 22,361.11 4,166.67	28.79 0.00 28.79 4,195.46	4,195.46
3130ATS57	FEDERAL HOME LOAN BANKS 4.5 03/10/2028	04/19/2023 04/20/2023 7,000,000.00	7,132,610.02 0.00 0.00 7,129,362.43	44,625.00 0.00 70,875.00 26,250.00	0.00 (3,247.59) (3,247.59) 23,002.41	23,002.41
3130AUU36	FEDERAL HOME LOAN BANKS 4.125 03/13/2026	03/29/2023 03/31/2023 4,000,000.00	3,999,926.23 0.00 0.00 3,999,930.69	22,000.00 0.00 35,750.00 13,750.00	4.45 0.00 4.45 13,754.45	13,754.45

# INCOME EARNED



Westminster CO Operating/WEDA/LGIP Cons [REDACTED] | As of November 30, 2024

Cusip	Security Description	Trade Date Settle Date Units	Book Value: Begin Book Value: Acq Book Value: Disp Book Value: End	Prior Accrued Inc. Received Ending Accrued Total Interest	Accr. Of Discount Amort. Of Premium Net Accret/Amort Income Earned	Total Income
3130AWTR1	FEDERAL HOME LOAN BANKS 4.375 09/08/2028	09/25/2023 09/25/2023 4,500,000.00	4,460,401.89 0.00 0.00 4,461,246.20	28,984.38 0.00 45,390.63 16,406.25	844.31 0.00 844.31 17,250.56	17,250.56
3130AXEL8	FEDERAL HOME LOAN BANKS 4.75 09/08/2028	10/31/2023 11/01/2023 2,000,000.00	1,992,064.30 0.00 0.00 1,992,233.50	13,986.11 0.00 21,902.78 7,916.67	169.20 0.00 169.20 8,085.87	8,085.87
3130AXU63	FEDERAL HOME LOAN BANKS 4.625 11/17/2026	01/26/2024 01/29/2024 5,000,000.00	5,039,669.99 0.00 0.00 5,038,074.68	105,347.22 115,625.00 8,993.06 19,270.83	0.00 (1,595.31) (1,595.31) 17,675.53	17,675.53
3130AYPNO	FEDERAL HOME LOAN BANKS 4.125 01/15/2027	01/26/2024 01/29/2024 4,250,000.00	4,243,770.92 0.00 0.00 4,244,003.06	51,619.79 0.00 66,229.17 14,609.38	232.14 0.00 232.14 14,841.51	14,841.51
3130B1EFO	FEDERAL HOME LOAN BANKS 4.625 06/11/2027	07/15/2024 07/16/2024 6,000,000.00	6,047,635.92 0.00 0.00 6,046,134.79	128,729.17 0.00 151,854.17 23,125.00	0.00 (1,501.13) (1,501.13) 21,623.87	21,623.87
3130B3A29	FEDERAL HOME LOAN BANKS 4.0 10/09/2026	10/11/2024 10/15/2024 4,000,000.00	4,001,992.10 0.00 0.00 4,001,907.57	8,888.89 0.00 22,222.22 13,333.33	0.00 (84.53) (84.53) 13,248.80	13,248.80
3133EN3M0	FEDERAL FARM CREDIT BANKS FUNDING CORP 4.625 12/05/2024	12/09/2022 12/12/2022 5,000,000.00	5,000,587.25 0.00 0.00 5,000,069.09	93,784.72 0.00 113,055.56 19,270.83	0.00 (518.16) (518.16) 18,752.67	18,752.67
3133ENKS8	FEDERAL FARM CREDIT BANKS FUNDING CORP 1.125 01/06/2025	01/10/2022 01/11/2022 2,000,000.00	1,999,702.36 0.00 0.00 1,999,837.65	7,187.50 0.00 9,062.50 1,875.00	135.29 0.00 135.29 2,010.29	2,010.29
3133ENPYO	FEDERAL FARM CREDIT BANKS FUNDING CORP 1.75 02/25/2025	03/02/2022 03/03/2022 4,000,000.00	4,000,549.14 0.00 0.00 4,000,407.12	12,833.33 0.00 18,666.67 5,833.33	0.00 (142.02) (142.02) 5,691.31	5,691.31

# INCOME EARNED



Westminster CO Operating/WEDA/LGIP Cons [REDACTED] | As of November 30, 2024

Cusip	Security Description	Trade Date Settle Date Units	Book Value: Begin Book Value: Acq Book Value: Disp Book Value: End	Prior Accrued Inc. Received Ending Accrued Total Interest	Accr. Of Discount Amort. Of Premium Net Accret/Amort Income Earned	Total Income
3133ENWH9	FEDERAL FARM CREDIT BANKS FUNDING CORP 2.9 05/09/2025	05/05/2022 05/09/2022 2,000,000.00	1,999,982.02	27,711.11	2.85	4,836.19
			0.00	29,000.00	0.00	
			0.00	3,544.44	2.85	
			1,999,984.88	4,833.33	4,836.19	
3133EPC45	FEDERAL FARM CREDIT BANKS FUNDING CORP 4.625 11/13/2028	7,000,000.00	7,031,813.33	151,083.33	0.00	26,331.24
			0.00	161,875.00	(647.93)	
			0.00	16,187.50	(647.93)	
			7,031,165.40	26,979.17	26,331.24	
3133EPGW9	FEDERAL FARM CREDIT BANKS FUNDING CORP 3.875 04/25/2028	04/27/2023 05/01/2023 5,000,000.00	5,018,391.46	3,229.17	0.00	15,711.73
			0.00	0.00	(434.10)	
			0.00	19,375.00	(434.10)	
			5,017,957.36	16,145.83	15,711.73	
3133EPHH1	FEDERAL FARM CREDIT BANKS FUNDING CORP 4.0 04/28/2026	05/08/2023 05/09/2023 6,000,000.00	6,011,440.53	2,000.00	0.00	19,367.93
			0.00	0.00	(632.07)	
			0.00	22,000.00	(632.07)	
			6,010,808.46	20,000.00	19,367.93	
3133EPSW6	FEDERAL FARM CREDIT BANKS FUNDING CORP 4.5 08/14/2026	08/31/2023 09/05/2023 2,500,000.00	2,494,226.47	24,062.50	266.06	9,641.06
			0.00	0.00	0.00	
			0.00	33,437.50	266.06	
			2,494,492.53	9,375.00	9,641.06	
3133EPW84	FEDERAL FARM CREDIT BANKS FUNDING CORP 3.875 01/18/2029	02/05/2024 02/05/2024 3,600,000.00	3,563,878.67	39,912.50	704.12	12,329.12
			0.00	0.00	0.00	
			0.00	51,537.50	704.12	
			3,564,582.79	11,625.00	12,329.12	
3133ERAK7	FEDERAL FARM CREDIT BANKS FUNDING CORP 4.375 04/10/2029	04/12/2024 04/15/2024 2,000,000.00	1,982,160.99	5,104.17	330.15	7,621.81
			0.00	0.00	0.00	
			0.00	12,395.83	330.15	
			1,982,491.14	7,291.67	7,621.81	
3133ERDS7	FEDERAL FARM CREDIT BANKS FUNDING CORP 4.75 05/06/2027	05/22/2024 05/23/2024 6,000,000.00	6,006,882.75	138,541.67	0.00	23,524.58
			0.00	142,500.00	(225.42)	
			0.00	19,791.67	(225.42)	
			6,006,657.33	23,750.00	23,524.58	
3133ERP7	FEDERAL FARM CREDIT BANKS FUNDING CORP 3.75 08/16/2027	08/19/2024 08/20/2024 6,000,000.00	5,974,302.73	46,875.00	757.29	19,507.29
			0.00	0.00	0.00	
			0.00	65,625.00	757.29	
			5,975,060.02	18,750.00	19,507.29	



# INCOME EARNED



Westminster CO Operating/WEDA/LGIP Cons [REDACTED] | As of November 30, 2024

Cusip	Security Description	Trade Date Settle Date Units	Book Value: Begin Book Value: Acq Book Value: Disp Book Value: End	Prior Accrued Inc. Received Ending Accrued Total Interest	Accr. Of Discount Amort. Of Premium Net Accret/Amort Income Earned	Total Income
3133ERSP7	FEDERAL FARM CREDIT BANKS FUNDING CORP 3.5 09/10/2029	09/17/2024	3,000,907.49	14,875.00	0.00	8,734.65
		09/18/2024	0.00	0.00	(15.35)	
		3,000,000.00	0.00	23,625.00	(15.35)	
			3,000,892.15	8,750.00	8,734.65	
3135G05X7	FEDERAL NATIONAL MORTGAGE ASSOCIATION 0.375 08/25/2025	03/07/2022	4,945,010.43	3,437.50	5,554.50	7,117.00
		03/08/2022	0.00	0.00	0.00	
		5,000,000.00	0.00	5,000.00	5,554.50	
			4,950,564.93	1,562.50	7,117.00	
90WEDA\$03	Wesminster EDA 2.6 09/15/2025	09/13/2022	326,096.62	1,083.37	0.00	706.54
		09/13/2022	0.00	0.00	0.00	
		326,096.62	0.00	1,789.91	0.00	
			326,096.62	706.54	706.54	
912810FG8	UNITED STATES TREASURY 5.25 02/15/2029	02/23/2024	3,941,939.39	42,285.33	0.00	13,546.18
		02/23/2024	0.00	0.00	(2,717.41)	
		3,800,000.00	0.00	58,548.91	(2,717.41)	
			3,939,221.98	16,263.59	13,546.18	
9128283F5	UNITED STATES TREASURY 2.25 11/15/2027		7,189,485.03	77,955.16	8,399.86	22,278.26
			0.00	84,375.00	0.00	
		7,500,000.00	0.00	7,458.56	8,399.86	
			7,197,884.89	13,878.40	22,278.26	
9128283W8	UNITED STATES TREASURY 2.75 02/15/2028	09/27/2024	4,150,388.48	24,772.42	2,488.21	12,016.07
		09/30/2024	0.00	0.00	0.00	
		4,250,000.00	0.00	34,300.27	2,488.21	
			4,152,876.69	9,527.85	12,016.07	
9128284V9	UNITED STATES TREASURY 2.875 08/15/2028	03/06/2024	5,018,342.43	31,992.19	5,025.11	17,329.80
		03/08/2024	0.00	0.00	0.00	
		5,250,000.00	0.00	44,296.88	5,025.11	
			5,023,367.54	12,304.69	17,329.80	
9128285C0	UNITED STATES TREASURY 3.0 09/30/2025		4,507,184.16	11,868.13	0.00	10,479.15
			0.00	0.00	(647.22)	
		4,500,000.00	0.00	22,994.51	(647.22)	
			4,506,536.94	11,126.37	10,479.15	
9128285J5	UNITED STATES TREASURY 3.0 10/31/2025	06/08/2022	4,500,671.35	372.93	0.00	11,132.51
		06/10/2022	0.00	0.00	(55.33)	
		4,500,000.00	0.00	11,560.77	(55.33)	
			4,500,616.02	11,187.85	11,132.51	

# INCOME EARNED



Westminster CO Operating/WEDA/LGIP Cons [REDACTED] | As of November 30, 2024

Cusip	Security Description	Trade Date Settle Date Units	Book Value: Begin Book Value: Acq Book Value: Disp Book Value: End	Prior Accrued Inc. Received Ending Accrued Total Interest	Accr. Of Discount Amort. Of Premium Net Accret/Amort Income Earned	Total Income
9128285T3	UNITED STATES TREASURY 2.625 12/31/2025	07/13/2022 07/14/2022 4,000,000.00	3,975,976.26 0.00 0.00 3,977,672.05	35,380.43 0.00 43,940.22 8,559.78	1,695.79 0.00 1,695.79 10,255.58	10,255.58
9128286A3	UNITED STATES TREASURY 2.625 01/31/2026	08/05/2022 08/08/2022 3,000,000.00	2,982,943.69 0.00 0.00 2,984,065.82	19,901.49 0.00 26,321.33 6,419.84	1,122.13 0.00 1,122.13 7,541.96	7,541.96
9128286L9	UNITED STATES TREASURY 2.25 03/31/2026	08/02/2022 08/03/2022 4,000,000.00	3,962,536.25 0.00 0.00 3,964,718.61	7,912.09 0.00 15,329.67 7,417.58	2,182.35 0.00 2,182.35 9,599.94	9,599.94
9128286S4	UNITED STATES TREASURY 2.375 04/30/2026	10/21/2022 10/24/2022 4,000,000.00	3,885,463.52 0.00 0.00 3,891,768.28	262.43 0.00 8,135.36 7,872.93	6,304.76 0.00 6,304.76 14,177.69	14,177.69
9128286X3	UNITED STATES TREASURY 2.125 05/31/2026	10/20/2022 10/21/2022 6,450,000.00	6,223,503.70 0.00 0.00 6,235,300.38	57,671.11 0.00 376.55 (57,294.56)	11,796.68 0.00 11,796.68 (45,497.88)	(45,497.88)
912828K74	UNITED STATES TREASURY 2.0 08/15/2025	6,000,000.00	5,965,282.37 0.00 0.00 5,968,911.39	25,434.78 0.00 35,217.39 9,782.61	3,629.02 0.00 3,629.02 13,411.63	13,411.63
912828M56	UNITED STATES TREASURY 2.25 11/15/2025	7,000,000.00	6,923,884.13 0.00 0.00 6,929,909.14	72,758.15 78,750.00 6,961.33 12,953.17	6,025.00 0.00 6,025.00 18,978.18	18,978.18
912828P46	UNITED STATES TREASURY 1.625 02/15/2026	08/11/2022 08/15/2022 4,000,000.00	3,928,591.07 0.00 0.00 3,933,139.41	13,777.17 0.00 19,076.09 5,298.91	4,548.34 0.00 4,548.34 9,847.25	9,847.25
912828U24	UNITED STATES TREASURY 2.0 11/15/2026	06/06/2023 06/09/2023 7,000,000.00	6,725,562.00 0.00 0.00 6,736,628.05	64,673.91 70,000.00 6,187.85 11,513.93	11,066.05 0.00 11,066.05 22,579.98	22,579.98

# INCOME EARNED



Westminster CO Operating/WEDA/LGIP Cons [REDACTED] | As of November 30, 2024

Cusip	Security Description	Trade Date Settle Date Units	Book Value: Begin Book Value: Acq Book Value: Disp Book Value: End	Prior Accrued Inc. Received Ending Accrued Total Interest	Accr. Of Discount Amort. Of Premium Net Accret/Amort Income Earned	Total Income
912828YV6	UNITED STATES TREASURY 1.5 11/30/2024	08/30/2021 08/31/2021 0.00	4,003,294.41 0.00 (4,000,000.00) 0.00	25,245.90 0.00 0.00 (25,245.90)	0.00 (3,294.41) (3,294.41) (28,540.32)	(28,540.32)
912828YY0	UNITED STATES TREASURY 1.75 12/31/2024	09/07/2021 09/10/2021 4,000,000.00	4,008,172.08 0.00 0.00 4,004,086.04	23,586.96 0.00 29,293.48 5,706.52	0.00 (4,086.04) (4,086.04) 1,620.48	1,620.48
912828Z52	UNITED STATES TREASURY 1.375 01/31/2025	6,000,000.00	6,015,375.74 0.00 0.00 6,010,306.81	20,849.18 0.00 27,574.73 6,725.54	0.00 (5,068.92) (5,068.92) 1,656.62	1,656.62
912828ZC7	UNITED STATES TREASURY 1.125 02/28/2025	11/01/2021 11/02/2021 4,000,000.00	4,003,139.80 0.00 0.00 4,002,348.25	7,707.18 0.00 11,436.46 3,729.28	0.00 (791.55) (791.55) 2,937.74	2,937.74
912828ZF0	UNITED STATES TREASURY 0.5 03/31/2025	03/09/2021 5,000,000.00	4,997,761.33 0.00 0.00 4,998,209.06	2,197.80 0.00 4,258.24 2,060.44	447.73 0.00 447.73 2,508.17	2,508.17
912828ZL7	UNITED STATES TREASURY 0.375 04/30/2025	7,500,000.00	7,501,859.55 0.00 0.00 7,501,549.62	77.69 0.00 2,408.49 2,330.80	0.00 (309.92) (309.92) 2,020.88	2,020.88
912828ZT0	UNITED STATES TREASURY 0.25 05/31/2025	05/03/2021 05/05/2021 8,000,000.00	7,983,282.83 0.00 0.00 7,985,659.67	8,415.30 0.00 54.95 (8,360.36)	2,376.85 0.00 2,376.85 (5,983.51)	(5,983.51)
912828ZW3	UNITED STATES TREASURY 0.25 06/30/2025	7,000,000.00	6,978,210.47 0.00 0.00 6,980,922.86	5,896.74 0.00 7,323.37 1,426.63	2,712.39 0.00 2,712.39 4,139.02	4,139.02
91282CAB7	UNITED STATES TREASURY 0.25 07/31/2025	11/08/2021 11/09/2021 6,000,000.00	5,970,750.00 0.00 0.00 5,973,976.10	3,790.76 0.00 5,013.59 1,222.83	3,226.10 0.00 3,226.10 4,448.93	4,448.93

# INCOME EARNED



Westminster CO Operating/WEDA/LGIP Cons [REDACTED] | As of November 30, 2024

Cusip	Security Description	Trade Date Settle Date Units	Book Value: Begin Book Value: Acq Book Value: Disp Book Value: End	Prior Accrued Inc. Received Ending Accrued Total Interest	Accr. Of Discount Amort. Of Premium Net Accret/Amort Income Earned	Total Income
91282CDH1	UNITED STATES TREASURY 0.75 11/15/2024	11/29/2021 11/30/2021 0.00	5,499,874.79 0.00 (5,500,000.00) 0.00	19,055.71 20,625.00 0.00 1,569.29	125.21 0.00 125.21 1,694.50	1,694.50
91282CDN8	UNITED STATES TREASURY 1.0 12/15/2024	12/10/2021 12/15/2021 3,000,000.00	2,999,863.57 0.00 0.00 2,999,956.59	11,393.44 0.00 13,852.46 2,459.02	93.02 0.00 93.02 2,552.04	2,552.04
91282CEF4	UNITED STATES TREASURY 2.5 03/31/2027	11/14/2022 11/15/2022 5,000,000.00	4,826,618.27 0.00 0.00 4,832,529.01	10,989.01 0.00 21,291.21 10,302.20	5,910.74 0.00 5,910.74 16,212.94	16,212.94
91282CEN7	UNITED STATES TREASURY 2.75 04/30/2027	11/29/2022 11/30/2022 4,000,000.00	3,884,097.78 0.00 0.00 3,887,918.73	303.87 0.00 9,419.89 9,116.02	3,820.95 0.00 3,820.95 12,936.97	12,936.97
91282CEW7	UNITED STATES TREASURY 3.25 06/30/2027	11/14/2022 11/15/2022 5,000,000.00	4,904,276.97 0.00 0.00 4,907,234.43	54,755.43 0.00 68,002.72 13,247.28	2,957.46 0.00 2,957.46 16,204.74	16,204.74
91282CFB2	UNITED STATES TREASURY 2.75 07/31/2027	09/05/2024 09/06/2024 7,000,000.00	6,837,629.30 0.00 0.00 6,842,490.70	48,648.10 0.00 64,341.03 15,692.93	4,861.40 0.00 4,861.40 20,554.33	20,554.33
91282CFH9	UNITED STATES TREASURY 3.125 08/31/2027	06/06/2023 06/09/2023 7,000,000.00	6,846,146.60 0.00 0.00 6,850,614.75	37,465.47 0.00 55,593.92 18,128.45	4,468.15 0.00 4,468.15 22,596.61	22,596.61
91282CFM8	UNITED STATES TREASURY 4.125 09/30/2027	03/10/2023 03/10/2023 4,500,000.00	4,470,709.18 0.00 0.00 4,471,535.83	16,318.68 0.00 31,617.45 15,298.76	826.65 0.00 826.65 16,125.41	16,125.41
91282CFP1	UNITED STATES TREASURY 4.25 10/15/2025	12/09/2022 12/12/2022 1,000,000.00	1,001,257.22 0.00 0.00 1,001,148.84	1,984.89 0.00 5,487.64 3,502.75	0.00 (108.38) (108.38) 3,394.37	3,394.37

# INCOME EARNED



Westminster CO Operating/WEDA/LGIP Cons [REDACTED] | As of November 30, 2024

Cusip	Security Description	Trade Date Settle Date Units	Book Value: Begin Book Value: Acq Book Value: Disp Book Value: End	Prior Accrued Inc. Received Ending Accrued Total Interest	Accr. Of Discount Amort. Of Premium Net Accret/Amort Income Earned	Total Income
91282CFU0	UNITED STATES TREASURY 4.125 10/31/2027	06/24/2024 06/28/2024 9,500,000.00	9,422,132.36 0.00 0.00 9,424,267.67	1,082.53 0.00 33,558.36 32,475.83	2,135.31 0.00 2,135.31 34,611.14	34,611.14
91282CGC9	UNITED STATES TREASURY 3.875 12/31/2027	05/26/2023 05/31/2023 3,000,000.00	2,985,454.76 0.00 0.00 2,985,832.56	39,171.20 0.00 48,648.10 9,476.90	377.80 0.00 377.80 9,854.70	9,854.70
91282CGH8	UNITED STATES TREASURY 3.5 01/31/2028	10/17/2024 10/18/2024 2,000,000.00	1,975,446.09 0.00 0.00 1,976,067.19	17,690.22 0.00 23,396.74 5,706.52	621.09 0.00 621.09 6,327.62	6,327.62
91282CHB0	UNITED STATES TREASURY 3.625 05/15/2026	09/27/2024 09/30/2024 4,250,000.00	4,248,900.71 0.00 0.00 4,248,959.60	71,170.18 77,031.25 6,809.39 12,670.47	58.89 0.00 58.89 12,729.36	12,729.36
91282CHH7	UNITED STATES TREASURY 4.125 06/15/2026	09/27/2024 09/30/2024 4,250,000.00	4,283,387.53 0.00 0.00 4,281,692.73	66,580.43 0.00 80,950.31 14,369.88	0.00 (1,694.80) (1,694.80) 12,675.08	12,675.08
91282CHM6	UNITED STATES TREASURY 4.5 07/15/2026	11/18/2024 11/19/2024 5,500,000.00	5,514,824.22 0.00 0.00 5,514,529.21	30,024.17 (85,414.40) 93,485.05 8,070.65	0.00 (295.01) (295.01) 7,775.64	7,775.64
91282CHY0	UNITED STATES TREASURY 4.625 09/15/2026	01/26/2024 01/31/2024 5,000,000.00	5,037,178.90 0.00 0.00 5,035,545.86	50,543.48 0.00 49,188.54 19,164.36	1,087.75 (1,633.04) (1,633.04) 17,531.32	17,531.32
91282CJW2	UNITED STATES TREASURY 4.0 01/31/2029	03/14/2024 03/15/2024 5,000,000.00	4,943,727.21 0.00 0.00 4,944,814.96	50,543.48 0.00 66,847.83 16,304.35	1,087.75 0.00 1,087.75 17,392.10	17,392.10
91282CKG5	UNITED STATES TREASURY 4.125 03/31/2029	05/14/2024 05/15/2024 8,500,000.00	8,383,468.78 0.00 0.00 8,385,638.82	30,824.18 0.00 59,721.84 28,897.66	2,170.04 0.00 2,170.04 31,067.71	31,067.71

# INCOME EARNED



Westminster CO Operating/WEDA/LGIP Cons [REDACTED] | As of November 30, 2024

Cusip	Security Description	Trade Date Settle Date Units	Book Value: Begin Book Value: Acq Book Value: Disp Book Value: End	Prior Accrued Inc. Received Ending Accrued Total Interest	Accr. Of Discount Amort. Of Premium Net Accret/Amort Income Earned	Total Income
91282CLC3	UNITED STATES TREASURY 4.0 07/31/2029	10/22/2024 10/23/2024 3,000,000.00	2,999,650.26 0.00 0.00 2,999,656.31	30,326.09 0.00 40,108.70 9,782.61	6.05 0.00 6.05 9,788.66	9,788.66
91282CLL3	UNITED STATES TREASURY 3.375 09/15/2027	09/27/2024 09/30/2024 4,250,000.00	4,237,756.65 0.00 0.00 4,238,107.13	18,623.10 0.00 30,510.19 11,887.09	350.48 0.00 350.48 12,237.56	12,237.56
91282CLQ2	UNITED STATES TREASURY 3.875 10/15/2027	11/01/2024 11/04/2024 5,000,000.00	0.00 4,963,867.19 0.00 4,964,774.71	0.00 (10,645.60) 25,017.17 14,371.57	907.52 0.00 907.52 15,279.09	15,279.09
931142EW9	WALMART INC 3.9 09/09/2025	09/09/2022 3,000,000.00	3,000,716.18 0.00 0.00 3,000,647.31	16,900.00 0.00 26,650.00 9,750.00	12.36 (81.22) (68.86) 9,681.14	9,681.14
<b>Total Fixed Income</b>			<b>328,320,979.79</b> <b>10,478,691.41</b> <b>(9,500,000.00)</b> <b>329,383,450.77</b>	<b>2,185,781.28</b> <b>683,721.25</b> <b>2,198,039.70</b> <b>695,979.67</b>	<b>115,983.83</b> <b>(32,204.26)</b> <b>83,779.57</b> <b>779,759.24</b>	<b>779,759.24</b>

LOCAL GOV INVESTMENT POOL						
99COLOT\$0	ColoTrust Investment Pool Plus	12,974,623.09	14,918,490.78 4,558,262.02 (6,502,129.71) 12,974,623.09	0.00 56,132.31 0.00 56,132.31	0.00 0.00 0.00 56,132.31	56,132.31
99CSAFE\$0	CSAFE Investment Pool	6,383,132.74	11,844,015.18 39,117.56 (5,500,000.00) 6,383,132.74	0.00 39,117.56 0.00 39,117.56	0.00 0.00 0.00 39,117.56	39,117.56
PPCSIPX\$1	Public Financial Management CSIP	7,077,014.59	12,036,345.86 40,668.73 (5,000,000.00) 7,077,014.59	0.00 40,668.73 0.00 40,668.73	0.00 0.00 0.00 40,668.73	40,668.73

# INCOME EARNED



Westminster CO Operating/WEDA/LGIP Cons [REDACTED] | As of November 30, 2024

Cusip	Security Description	Trade Date Settle Date Units	Book Value: Begin Book Value: Acq Book Value: Disp Book Value: End	Prior Accrued Inc. Received Ending Accrued Total Interest	Accr. Of Discount Amort. Of Premium Net Accret/Amort Income Earned	Total Income
			38,798,851.82	0.00	0.00	
			4,638,048.31	135,918.60	0.00	
<b>Total Local Gov Investment</b>			<b>(17,002,129.71)</b>	<b>0.00</b>	<b>0.00</b>	
<b>Pool</b>		<b>26,434,770.42</b>	<b>26,434,770.42</b>	<b>135,918.60</b>	<b>135,918.60</b>	<b>135,918.60</b>
			367,119,831.61	2,185,781.28	115,983.83	
			15,116,739.72	819,639.85	(32,204.26)	
			(26,502,129.71)	2,198,039.70	83,779.57	
<b>TOTAL PORTFOLIO</b>		<b>362,335,023.29</b>	<b>360,042,377.44</b>	<b>831,898.27</b>	<b>915,677.84</b>	<b>915,677.84</b>

# CASH FLOW REPORT



Westminster CO Operating/WEDA/LGIP Cons [REDACTED] | As of November 30, 2024

Payment Date	Transaction Type	CUSIP	Quantity	Security Description	Principal Amount	Income	Total Amount
<b>DECEMBER 2024</b>							
12/02/2024	Coupon	912828ZT0	0.00	UNITED STATES TREASURY 0.25 05/31/2025		10,000.00	10,000.00
12/02/2024	Coupon	912828YV6	0.00	UNITED STATES TREASURY 1.5 11/30/2024		30,000.00	30,000.00
12/02/2024	Maturity	912828YV6	(4,000,000.00)	UNITED STATES TREASURY 1.5 11/30/2024	4,000,000.00		4,000,000.00
12/02/2024	Coupon	9128286X3	0.00	UNITED STATES TREASURY 2.125 05/31/2026		68,531.25	68,531.25
12/05/2024	Coupon	3133EN3M0	0.00	FEDERAL FARM CREDIT BANKS FUNDING CORP 4.625 12/05/2024		115,625.00	115,625.00
12/05/2024	Maturity	3133EN3M0	(5,000,000.00)	FEDERAL FARM CREDIT BANKS FUNDING CORP 4.625 12/05/2024	5,000,000.00		5,000,000.00
12/16/2024	Coupon	91282CDN8	3,000,000.00	UNITED STATES TREASURY 1.0 12/15/2024		15,000.00	15,000.00
12/16/2024	Final Maturity	91282CDN8	3,000,000.00	UNITED STATES TREASURY 1.0 12/15/2024	3,000,000.00		3,000,000.00
12/16/2024	Coupon	91282CHH7	4,250,000.00	UNITED STATES TREASURY 4.125 06/15/2026		87,656.25	87,656.25
12/16/2024	Coupon	91282CJP7	5,000,000.00	UNITED STATES TREASURY 4.375 12/15/2026		109,375.00	109,375.00
12/20/2024	Coupon	3130AQF40	5,000,000.00	FEDERAL HOME LOAN BANKS 1.0 12/20/2024		25,000.00	25,000.00
12/20/2024	Final Maturity	3130AQF40	5,000,000.00	FEDERAL HOME LOAN BANKS 1.0 12/20/2024	5,000,000.00		5,000,000.00
12/31/2024	Coupon	9128285T3	4,000,000.00	UNITED STATES TREASURY 2.625 12/31/2025		52,500.00	52,500.00
12/31/2024	Coupon	912828YY0	4,000,000.00	UNITED STATES TREASURY 1.75 12/31/2024		35,000.00	35,000.00
12/31/2024	Final Maturity	912828YY0	4,000,000.00	UNITED STATES TREASURY 1.75 12/31/2024	4,000,000.00		4,000,000.00
12/31/2024	Coupon	912828ZW3	7,000,000.00	UNITED STATES TREASURY 0.25 06/30/2025		8,750.00	8,750.00
12/31/2024	Coupon	91282CEW7	5,000,000.00	UNITED STATES TREASURY 3.25 06/30/2027		81,250.00	81,250.00
12/31/2024	Coupon	91282CGC9	3,000,000.00	UNITED STATES TREASURY 3.875 12/31/2027		58,125.00	58,125.00
<b>December 2024 Total</b>					<b>21,000,000.00</b>	<b>696,812.50</b>	<b>21,696,812.50</b>
<b>JANUARY 2025</b>							
01/06/2025	Coupon	3133ENKS8	2,000,000.00	FEDERAL FARM CREDIT BANKS FUNDING CORP 1.125 01/06/2025		11,250.00	11,250.00
01/06/2025	Final Maturity	3133ENKS8	2,000,000.00	FEDERAL FARM CREDIT BANKS FUNDING CORP 1.125 01/06/2025	2,000,000.00		2,000,000.00
01/15/2025	Coupon	3130AYPN0	4,250,000.00	FEDERAL HOME LOAN BANKS 4.125 01/15/2027		87,656.25	87,656.25
01/15/2025	Coupon	91282CHM6	5,500,000.00	UNITED STATES TREASURY 4.5 07/15/2026		123,750.00	123,750.00
01/21/2025	Coupon	3133EPW84	3,600,000.00	FEDERAL FARM CREDIT BANKS FUNDING CORP 3.875 01/18/2029		69,750.00	69,750.00



# CASH FLOW REPORT



Westminster CO Operating/WEDA/LGIP Cons [REDACTED] | As of November 30, 2024

Payment Date	Transaction Type	CUSIP	Quantity	Security Description	Principal Amount	Income	Total Amount
01/31/2025	Coupon	9128286A3	3,000,000.00	UNITED STATES TREASURY 2.625 01/31/2026		39,375.00	39,375.00
01/31/2025	Coupon	912828Z52	6,000,000.00	UNITED STATES TREASURY 1.375 01/31/2025		41,250.00	41,250.00
01/31/2025	Final Maturity	912828Z52	6,000,000.00	UNITED STATES TREASURY 1.375 01/31/2025	6,000,000.00		6,000,000.00
01/31/2025	Coupon	91282CAB7	6,000,000.00	UNITED STATES TREASURY 0.25 07/31/2025		7,500.00	7,500.00
01/31/2025	Coupon	91282CFB2	7,000,000.00	UNITED STATES TREASURY 2.75 07/31/2027		96,250.00	96,250.00
01/31/2025	Coupon	91282CGH8	2,000,000.00	UNITED STATES TREASURY 3.5 01/31/2028		35,000.00	35,000.00
01/31/2025	Coupon	91282CJW2	5,000,000.00	UNITED STATES TREASURY 4.0 01/31/2029		100,000.00	100,000.00
01/31/2025	Coupon	91282CLC3	3,000,000.00	UNITED STATES TREASURY 4.0 07/31/2029		60,000.00	60,000.00
<b>January 2025 Total</b>					<b>8,000,000.00</b>	<b>671,781.25</b>	<b>8,671,781.25</b>
<b>FEBRUARY 2025</b>							
02/10/2025	Coupon	037833AZ3	4,500,000.00	APPLE INC 2.5 02/09/2025		56,250.00	56,250.00
02/10/2025	Final Maturity	037833AZ3	4,500,000.00	APPLE INC 2.5 02/09/2025	4,500,000.00		4,500,000.00
02/14/2025	Coupon	3133EPSW6	2,500,000.00	FEDERAL FARM CREDIT BANKS FUNDING CORP 4.5 08/14/2026		56,250.00	56,250.00
02/18/2025	Coupon	3133ERP7	6,000,000.00	FEDERAL FARM CREDIT BANKS FUNDING CORP 3.75 08/16/2027		112,500.00	112,500.00
02/18/2025	Coupon	912810FG8	3,800,000.00	UNITED STATES TREASURY 5.25 02/15/2029		99,750.00	99,750.00
02/18/2025	Coupon	9128283W8	4,250,000.00	UNITED STATES TREASURY 2.75 02/15/2028		58,437.50	58,437.50
02/18/2025	Coupon	9128284V9	5,250,000.00	UNITED STATES TREASURY 2.875 08/15/2028		75,468.75	75,468.75
02/18/2025	Coupon	912828K74	6,000,000.00	UNITED STATES TREASURY 2.0 08/15/2025		60,000.00	60,000.00
02/18/2025	Coupon	912828P46	4,000,000.00	UNITED STATES TREASURY 1.625 02/15/2026		32,500.00	32,500.00
02/18/2025	Coupon	912828V98	5,000,000.00	UNITED STATES TREASURY 2.25 02/15/2027		56,250.00	56,250.00
02/25/2025	Coupon	3133ENPY0	4,000,000.00	FEDERAL FARM CREDIT BANKS FUNDING CORP 1.75 02/25/2025		35,000.00	35,000.00
02/25/2025	Final Maturity	3133ENPY0	4,000,000.00	FEDERAL FARM CREDIT BANKS FUNDING CORP 1.75 02/25/2025	4,000,000.00		4,000,000.00
02/25/2025	Coupon	3135G05X7	5,000,000.00	FEDERAL NATIONAL MORTGAGE ASSOCIATION 0.375 08/25/2025		9,375.00	9,375.00
02/28/2025	Coupon	912828ZC7	4,000,000.00	UNITED STATES TREASURY 1.125 02/28/2025		22,500.00	22,500.00
02/28/2025	Final Maturity	912828ZC7	4,000,000.00	UNITED STATES TREASURY 1.125 02/28/2025	4,000,000.00		4,000,000.00
02/28/2025	Coupon	91282CFH9	7,000,000.00	UNITED STATES TREASURY 3.125 08/31/2027		109,375.00	109,375.00
02/28/2025	Coupon	91282CLH2	4,000,000.00	UNITED STATES TREASURY 3.75 08/31/2026		75,000.00	75,000.00

# CASH FLOW REPORT



Westminster CO Operating/WEDA/LGIP Cons [REDACTED] | As of November 30, 2024

Payment Date	Transaction Type	CUSIP	Quantity	Security Description	Principal Amount	Income	Total Amount
<b>February 2025</b>							
<b>Total</b>					<b>12,500,000.00</b>	<b>858,656.25</b>	<b>13,358,656.25</b>
<b>MARCH 2025</b>							
03/10/2025	Coupon	3130ATS57	7,000,000.00	FEDERAL HOME LOAN BANKS 4.5 03/10/2028		157,500.00	157,500.00
03/10/2025	Coupon	3130AWTR1	4,500,000.00	FEDERAL HOME LOAN BANKS 4.375 09/08/2028		98,437.50	98,437.50
03/10/2025	Coupon	3130AXEL8	2,000,000.00	FEDERAL HOME LOAN BANKS 4.75 09/08/2028		47,500.00	47,500.00
03/10/2025	Coupon	3133ERSP7	3,000,000.00	FEDERAL FARM CREDIT BANKS FUNDING CORP 3.5 09/10/2029		52,500.00	52,500.00
03/10/2025	Coupon	931142EW9	3,000,000.00	WALMART INC 3.9 09/09/2025		58,500.00	58,500.00
03/13/2025	Coupon	3130AUU36	4,000,000.00	FEDERAL HOME LOAN BANKS 4.125 03/13/2026		82,500.00	82,500.00
03/17/2025	Coupon	91282CHY0	5,000,000.00	UNITED STATES TREASURY 4.625 09/15/2026		115,625.00	115,625.00
03/17/2025	Coupon	91282CLL3	4,250,000.00	UNITED STATES TREASURY 3.375 09/15/2027		71,718.75	71,718.75
03/31/2025	Coupon	9128285C0	4,500,000.00	UNITED STATES TREASURY 3.0 09/30/2025		67,500.00	67,500.00
03/31/2025	Coupon	9128286L9	4,000,000.00	UNITED STATES TREASURY 2.25 03/31/2026		45,000.00	45,000.00
03/31/2025	Coupon	912828ZF0	5,000,000.00	UNITED STATES TREASURY 0.5 03/31/2025		12,500.00	12,500.00
03/31/2025	Final Maturity	912828ZF0	5,000,000.00	UNITED STATES TREASURY 0.5 03/31/2025	5,000,000.00		5,000,000.00
03/31/2025	Coupon	91282CEF4	5,000,000.00	UNITED STATES TREASURY 2.5 03/31/2027		62,500.00	62,500.00
03/31/2025	Coupon	91282CFM8	4,500,000.00	UNITED STATES TREASURY 4.125 09/30/2027		92,812.50	92,812.50
03/31/2025	Coupon	91282CKG5	8,500,000.00	UNITED STATES TREASURY 4.125 03/31/2029		175,312.50	175,312.50
<b>March 2025 Total</b>					<b>5,000,000.00</b>	<b>1,139,906.25</b>	<b>6,139,906.25</b>
<b>APRIL 2025</b>							
04/09/2025	Coupon	3130B3A29	4,000,000.00	FEDERAL HOME LOAN BANKS 4.0 10/09/2026		79,111.11	79,111.11
04/10/2025	Coupon	3133ERAK7	2,000,000.00	FEDERAL FARM CREDIT BANKS FUNDING CORP 4.375 04/10/2029		43,750.00	43,750.00
04/14/2025	Coupon	023135CF1	4,500,000.00	AMAZON.COM INC 3.3 04/13/2027		74,250.00	74,250.00
04/15/2025	Coupon	91282CFP1	1,000,000.00	UNITED STATES TREASURY 4.25 10/15/2025		21,250.00	21,250.00
04/15/2025	Coupon	91282CLQ2	5,000,000.00	UNITED STATES TREASURY 3.875 10/15/2027		96,875.00	96,875.00
04/25/2025	Coupon	3133EPGW9	5,000,000.00	FEDERAL FARM CREDIT BANKS FUNDING CORP 3.875 04/25/2028		96,875.00	96,875.00
04/28/2025	Coupon	3133EPHH1	6,000,000.00	FEDERAL FARM CREDIT BANKS FUNDING CORP 4.0 04/28/2026		120,000.00	120,000.00

# CASH FLOW REPORT



Westminster CO Operating/WEDA/LGIP Cons [REDACTED] | As of November 30, 2024

Payment Date	Transaction Type	CUSIP	Quantity	Security Description	Principal Amount	Income	Total Amount
04/30/2025	Coupon	9128285J5	4,500,000.00	UNITED STATES TREASURY 3.0 10/31/2025		67,500.00	67,500.00
04/30/2025	Coupon	9128286S4	4,000,000.00	UNITED STATES TREASURY 2.375 04/30/2026		47,500.00	47,500.00
04/30/2025	Coupon	912828ZL7	7,500,000.00	UNITED STATES TREASURY 0.375 04/30/2025		14,062.50	14,062.50
04/30/2025	Final Maturity	912828ZL7	7,500,000.00	UNITED STATES TREASURY 0.375 04/30/2025	7,500,000.00		7,500,000.00
04/30/2025	Coupon	91282CEN7	4,000,000.00	UNITED STATES TREASURY 2.75 04/30/2027		55,000.00	55,000.00
04/30/2025	Coupon	91282CFU0	9,500,000.00	UNITED STATES TREASURY 4.125 10/31/2027		195,937.50	195,937.50
<b>April 2025 Total</b>					<b>7,500,000.00</b>	<b>912,111.11</b>	<b>8,412,111.11</b>
<b>MAY 2025</b>							
05/06/2025	Coupon	3133ERDS7	6,000,000.00	FEDERAL FARM CREDIT BANKS FUNDING CORP 4.75 05/06/2027		142,500.00	142,500.00
05/09/2025	Coupon	3133ENWH9	2,000,000.00	FEDERAL FARM CREDIT BANKS FUNDING CORP 2.9 05/09/2025		29,000.00	29,000.00
05/09/2025	Final Maturity	3133ENWH9	2,000,000.00	FEDERAL FARM CREDIT BANKS FUNDING CORP 2.9 05/09/2025	2,000,000.00		2,000,000.00
05/13/2025	Coupon	3133EPC45	7,000,000.00	FEDERAL FARM CREDIT BANKS FUNDING CORP 4.625 11/13/2028		161,875.00	161,875.00
05/15/2025	Coupon	9128283F5	7,500,000.00	UNITED STATES TREASURY 2.25 11/15/2027		84,375.00	84,375.00
05/15/2025	Coupon	912828M56	7,000,000.00	UNITED STATES TREASURY 2.25 11/15/2025		78,750.00	78,750.00
05/15/2025	Coupon	912828U24	7,000,000.00	UNITED STATES TREASURY 2.0 11/15/2026		70,000.00	70,000.00
05/15/2025	Coupon	91282CHB0	4,250,000.00	UNITED STATES TREASURY 3.625 05/15/2026		77,031.25	77,031.25
05/19/2025	Coupon	3130AXU63	5,000,000.00	FEDERAL HOME LOAN BANKS 4.625 11/17/2026		115,625.00	115,625.00
<b>May 2025 Total</b>					<b>2,000,000.00</b>	<b>759,156.25</b>	<b>2,759,156.25</b>
<b>JUNE 2025</b>							
06/02/2025	Coupon	9128286X3	6,450,000.00	UNITED STATES TREASURY 2.125 05/31/2026		68,531.25	68,531.25
06/02/2025	Coupon	912828ZT0	8,000,000.00	UNITED STATES TREASURY 0.25 05/31/2025		10,000.00	10,000.00
06/02/2025	Final Maturity	912828ZT0	8,000,000.00	UNITED STATES TREASURY 0.25 05/31/2025	8,000,000.00		8,000,000.00
06/11/2025	Coupon	3130B1EF0	6,000,000.00	FEDERAL HOME LOAN BANKS 4.625 06/11/2027		138,750.00	138,750.00
06/16/2025	Coupon	91282CHH7	4,250,000.00	UNITED STATES TREASURY 4.125 06/15/2026		87,656.25	87,656.25
06/16/2025	Coupon	91282CJP7	5,000,000.00	UNITED STATES TREASURY 4.375 12/15/2026		109,375.00	109,375.00
06/30/2025	Coupon	9128285T3	4,000,000.00	UNITED STATES TREASURY 2.625 12/31/2025		52,500.00	52,500.00
06/30/2025	Coupon	912828ZW3	7,000,000.00	UNITED STATES TREASURY 0.25 06/30/2025		8,750.00	8,750.00

# CASH FLOW REPORT



Westminster CO Operating/WEDA/LGIP Cons [REDACTED] | As of November 30, 2024

Payment Date	Transaction Type	CUSIP	Quantity	Security Description	Principal Amount	Income	Total Amount
06/30/2025	Final Maturity	912828ZW3	7,000,000.00	UNITED STATES TREASURY 0.25 06/30/2025	7,000,000.00		7,000,000.00
06/30/2025	Coupon	91282CEW7	5,000,000.00	UNITED STATES TREASURY 3.25 06/30/2027		81,250.00	81,250.00
06/30/2025	Coupon	91282CGC9	3,000,000.00	UNITED STATES TREASURY 3.875 12/31/2027		58,125.00	58,125.00
<b>June 2025 Total</b>					<b>15,000,000.00</b>	<b>614,937.50</b>	<b>15,614,937.50</b>
<b>JULY 2025</b>							
07/15/2025	Coupon	3130AYPN0	4,250,000.00	FEDERAL HOME LOAN BANKS 4.125 01/15/2027		87,656.25	87,656.25
07/15/2025	Coupon	91282CHM6	5,500,000.00	UNITED STATES TREASURY 4.5 07/15/2026		123,750.00	123,750.00
07/18/2025	Coupon	3133EPW84	3,600,000.00	FEDERAL FARM CREDIT BANKS FUNDING CORP 3.875 01/18/2029		69,750.00	69,750.00
07/31/2025	Coupon	9128286A3	3,000,000.00	UNITED STATES TREASURY 2.625 01/31/2026		39,375.00	39,375.00
07/31/2025	Coupon	91282CAB7	6,000,000.00	UNITED STATES TREASURY 0.25 07/31/2025		7,500.00	7,500.00
07/31/2025	Final Maturity	91282CAB7	6,000,000.00	UNITED STATES TREASURY 0.25 07/31/2025	6,000,000.00		6,000,000.00
07/31/2025	Coupon	91282CFB2	7,000,000.00	UNITED STATES TREASURY 2.75 07/31/2027		96,250.00	96,250.00
07/31/2025	Coupon	91282CGH8	2,000,000.00	UNITED STATES TREASURY 3.5 01/31/2028		35,000.00	35,000.00
07/31/2025	Coupon	91282CJW2	5,000,000.00	UNITED STATES TREASURY 4.0 01/31/2029		100,000.00	100,000.00
07/31/2025	Coupon	91282CLC3	3,000,000.00	UNITED STATES TREASURY 4.0 07/31/2029		60,000.00	60,000.00
<b>July 2025 Total</b>					<b>6,000,000.00</b>	<b>619,281.25</b>	<b>6,619,281.25</b>
<b>AUGUST 2025</b>							
08/14/2025	Coupon	3133EPSW6	2,500,000.00	FEDERAL FARM CREDIT BANKS FUNDING CORP 4.5 08/14/2026		56,250.00	56,250.00
08/15/2025	Coupon	912810FG8	3,800,000.00	UNITED STATES TREASURY 5.25 02/15/2029		99,750.00	99,750.00
08/15/2025	Coupon	9128283W8	4,250,000.00	UNITED STATES TREASURY 2.75 02/15/2028		58,437.50	58,437.50
08/15/2025	Coupon	9128284V9	5,250,000.00	UNITED STATES TREASURY 2.875 08/15/2028		75,468.75	75,468.75
08/15/2025	Coupon	912828K74	6,000,000.00	UNITED STATES TREASURY 2.0 08/15/2025		60,000.00	60,000.00
08/15/2025	Final Maturity	912828K74	6,000,000.00	UNITED STATES TREASURY 2.0 08/15/2025	6,000,000.00		6,000,000.00
08/15/2025	Coupon	912828P46	4,000,000.00	UNITED STATES TREASURY 1.625 02/15/2026		32,500.00	32,500.00
08/15/2025	Coupon	912828V98	5,000,000.00	UNITED STATES TREASURY 2.25 02/15/2027		56,250.00	56,250.00
08/18/2025	Coupon	3133ERP7	6,000,000.00	FEDERAL FARM CREDIT BANKS FUNDING CORP 3.75 08/16/2027		112,500.00	112,500.00
08/25/2025	Coupon	3135G05X7	5,000,000.00	FEDERAL NATIONAL MORTGAGE ASSOCIATION 0.375 08/25/2025		9,375.00	9,375.00

# CASH FLOW REPORT



Westminster CO Operating/WEDA/LGIP Cons [REDACTED] | As of November 30, 2024

Payment Date	Transaction Type	CUSIP	Quantity	Security Description	Principal Amount	Income	Total Amount
08/25/2025	Final Maturity	3135G05X7	5,000,000.00	FEDERAL NATIONAL MORTGAGE ASSOCIATION 0.375 08/25/2025	5,000,000.00		5,000,000.00
<b>August 2025 Total</b>					<b>11,000,000.00</b>	<b>560,531.25</b>	<b>11,560,531.25</b>
<b>SEPTEMBER 2025</b>							
09/02/2025	Coupon	91282CFH9	7,000,000.00	UNITED STATES TREASURY 3.125 08/31/2027		109,375.00	109,375.00
09/02/2025	Coupon	91282CLH2	4,000,000.00	UNITED STATES TREASURY 3.75 08/31/2026		75,000.00	75,000.00
09/08/2025	Coupon	3130AWTR1	4,500,000.00	FEDERAL HOME LOAN BANKS 4.375 09/08/2028		98,437.50	98,437.50
09/08/2025	Coupon	3130AXEL8	2,000,000.00	FEDERAL HOME LOAN BANKS 4.75 09/08/2028		47,500.00	47,500.00
09/09/2025	Coupon	931142EW9	3,000,000.00	WALMART INC 3.9 09/09/2025		58,500.00	58,500.00
09/09/2025	Final Maturity	931142EW9	3,000,000.00	WALMART INC 3.9 09/09/2025	3,000,000.00		3,000,000.00
09/10/2025	Coupon	3130ATS57	7,000,000.00	FEDERAL HOME LOAN BANKS 4.5 03/10/2028		157,500.00	157,500.00
09/10/2025	Coupon	3133ERSP7	3,000,000.00	FEDERAL FARM CREDIT BANKS FUNDING CORP 3.5 09/10/2029		52,500.00	52,500.00
09/15/2025	Coupon	3130AUU36	4,000,000.00	FEDERAL HOME LOAN BANKS 4.125 03/13/2026		82,500.00	82,500.00
09/15/2025	Coupon	90WEDA\$03	326,096.62	Westminster EDA 2.6 09/15/2025		8,478.51	8,478.51
09/15/2025	Final Maturity	90WEDA\$03	326,096.62	Westminster EDA 2.6 09/15/2025	326,096.62		326,096.62
09/15/2025	Coupon	91282CHY0	5,000,000.00	UNITED STATES TREASURY 4.625 09/15/2026		115,625.00	115,625.00
09/15/2025	Coupon	91282CLL3	4,250,000.00	UNITED STATES TREASURY 3.375 09/15/2027		71,718.75	71,718.75
09/30/2025	Coupon	9128285C0	4,500,000.00	UNITED STATES TREASURY 3.0 09/30/2025		67,500.00	67,500.00
09/30/2025	Final Maturity	9128285C0	4,500,000.00	UNITED STATES TREASURY 3.0 09/30/2025	4,500,000.00		4,500,000.00
09/30/2025	Coupon	9128286L9	4,000,000.00	UNITED STATES TREASURY 2.25 03/31/2026		45,000.00	45,000.00
09/30/2025	Coupon	91282CEF4	5,000,000.00	UNITED STATES TREASURY 2.5 03/31/2027		62,500.00	62,500.00
09/30/2025	Coupon	91282CFM8	4,500,000.00	UNITED STATES TREASURY 4.125 09/30/2027		92,812.50	92,812.50
09/30/2025	Coupon	91282CKG5	8,500,000.00	UNITED STATES TREASURY 4.125 03/31/2029		175,312.50	175,312.50
<b>September 2025 Total</b>					<b>7,826,096.62</b>	<b>1,320,259.76</b>	<b>9,146,356.38</b>
<b>OCTOBER 2025</b>							
10/09/2025	Coupon	3130B3A29	4,000,000.00	FEDERAL HOME LOAN BANKS 4.0 10/09/2026		80,000.00	80,000.00
10/10/2025	Coupon	3133ERAK7	2,000,000.00	FEDERAL FARM CREDIT BANKS FUNDING CORP 4.375 04/10/2029		43,750.00	43,750.00
10/14/2025	Coupon	023135CF1	4,500,000.00	AMAZON.COM INC 3.3 04/13/2027		74,250.00	74,250.00

# CASH FLOW REPORT



Westminster CO Operating/WEDA/LGIP Cons [REDACTED] | As of November 30, 2024

Payment Date	Transaction Type	CUSIP	Quantity	Security Description	Principal Amount	Income	Total Amount
10/15/2025	Coupon	91282CFP1	1,000,000.00	UNITED STATES TREASURY 4.25 10/15/2025		21,250.00	21,250.00
10/15/2025	Final Maturity	91282CFP1	1,000,000.00	UNITED STATES TREASURY 4.25 10/15/2025	1,000,000.00		1,000,000.00
10/15/2025	Coupon	91282CLQ2	5,000,000.00	UNITED STATES TREASURY 3.875 10/15/2027		96,875.00	96,875.00
10/27/2025	Coupon	3133EPGW9	5,000,000.00	FEDERAL FARM CREDIT BANKS FUNDING CORP 3.875 04/25/2028		96,875.00	96,875.00
10/28/2025	Coupon	3133EPHH1	6,000,000.00	FEDERAL FARM CREDIT BANKS FUNDING CORP 4.0 04/28/2026		120,000.00	120,000.00
<b>October 2025 Total</b>					<b>1,000,000.00</b>	<b>533,000.00</b>	<b>1,533,000.00</b>
<b>Grand Total</b>			<b>626,652,193.24</b>		<b>96,826,096.62</b>	<b>8,686,433.37</b>	<b>105,512,529.99</b>

## IMPORTANT DISCLOSURES



Westminster CO Operating/WEDA/LGIP Cons [REDACTED] | As of November 30, 2024

Chandler Asset Management, Inc. (“Chandler”) is an SEC registered investment adviser. For additional information about our firm, please see our current disclosures (Form ADV). To obtain a copy of our current disclosures, you may contact your client service representative by calling the number on the front of this statement or you may visit our website at [www.chandlerasset.com](http://www.chandlerasset.com).

Information contained in this monthly statement is confidential and is provided for informational purposes only and should not be construed as specific investment or legal advice. The information contained herein was obtained from sources believed to be reliable as of the date of this statement, but may become outdated or superseded at any time without notice.

**Custody:** Your qualified custodian bank maintains control of all assets reflected in this statement and we urge you to compare this statement to the one you receive from your qualified custodian. Chandler does not have any authority to withdraw or deposit funds from/to the custodian account.

**Valuation:** Prices are provided by IDC, an independent pricing source. In the event IDC does not provide a price or if the price provided is not reflective of fair market value, Chandler will obtain pricing from an alternative approved third party pricing source in accordance with our written valuation policy and procedures. Our valuation procedures are also disclosed in Item 5 of our Form ADV Part 2A.

**Performance:** Performance results are presented gross-of-advisory fees and represent the client’s Total Return. The deduction of advisory fees lowers performance results. These results include the reinvestment of dividends and other earnings. Past performance may not be indicative of future results. Therefore, clients should not assume that future performance of any specific investment or investment strategy will be profitable or equal to past performance levels. All investment strategies have the potential for profit or loss. Economic factors, market conditions or changes in investment strategies, contributions or withdrawals may materially alter the performance and results of your portfolio.

Source Ice Data Indices, LLC (“ICE”), used with permission. ICE PERMITS USE OF THE ICE INDICES AND RELATED DATA ON AN “AS IS” BASIS; ICE, ITS AFFILIATES AND THEIR RESPECTIVE THIRD PARTY SUPPLIERS DISCLAIM ANY AND ALL WARRANTIES AND REPRESENTATIONS, EXPRESS AND/OR IMPLIED, INCLUDING ANY WARRANTIES OF MERCHANTABILITY OR FITNESS FOR A PARTICULAR PURPOSE OR USE, INCLUDING THE INDICES, INDEX DATA AND ANY DATA INCLUDED IN, RELATED TO, OR DERIVED THEREFROM. NEITHER ICE DATA, ITS AFFILIATES OR THEIR RESPECTIVE THIRD PARTY PROVIDERS GUARANTEE THE QUALITY, ADEQUACY, ACCURACY, TIMELINESS OR COMPLETENESS OF THE INDICES OR THE INDEX DATA OR ANY COMPONENT THEREOF, AND THE INDICES AND INDEX DATA AND ALL COMPONENTS THEREOF ARE PROVIDED ON AN “AS IS” BASIS AND LICENSEE’S USE IS AT LICENSEE’S OWN RISK. ICE DATA, ITS AFFILIATES AND THEIR RESPECTIVE THIRD PARTY DO NOT SPONSOR, ENDORSE, OR RECOMMEND CHANDLER, OR ANY OF ITS PRODUCTS OR SERVICES.

Index returns assume reinvestment of all distributions. Historical performance results for investment indexes generally do not reflect the deduction of transaction and/or custodial charges or the deduction of an investment management fee, the incurrence of which would have the effect of decreasing historical performance results. It is not possible to invest directly in an index.

**Ratings:** Ratings information have been provided by Moody’s, S&P and Fitch through data feeds we believe to be reliable as of the date of this statement, however we cannot guarantee its accuracy.

Security level ratings for U.S. Agency issued mortgage-backed securities (“MBS”) reflect the issuer rating because the securities themselves are not rated. The issuing U.S. Agency guarantees the full and timely payment of both principal and interest and carries a AA+/Aaa/AAA by S&P, Moody’s and Fitch respectively.