

How do I view and set alerts for my water use in Westy Water?


This guide will assist you in checking, understanding, and setting alerts for your water use in Westy Water. View more instruction sheets at: www.WestminsterCO.gov/WestyWater.

Background Information:

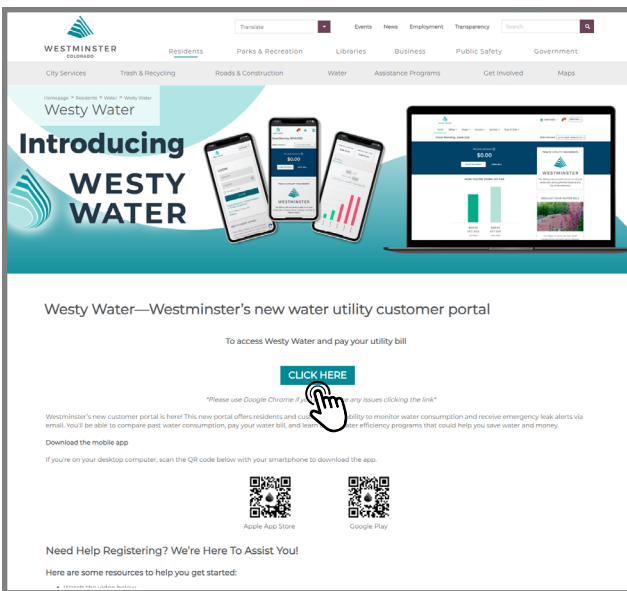
Between 2019 and 2020, Westminster upgraded nearly all the city's water meters. These new meters keep track of water use every hour and give customers the ability to check their water consumption anytime using Westy Water.

Water use data in Westy Water is presented in increments of 10-gallons. This level of detail won't show every single water usage activity. For example, flushing a toilet might use only 1.5 gallons of water, and washing hands just one more gallon. So, it might take a few visits to the bathroom before any water use shows up in the portal.

Furthermore, water use data is updated in Westy Water only once per day, early in the morning. This means you won't be able to see immediately how much water you just used for a bath, but you can check that information the following day.



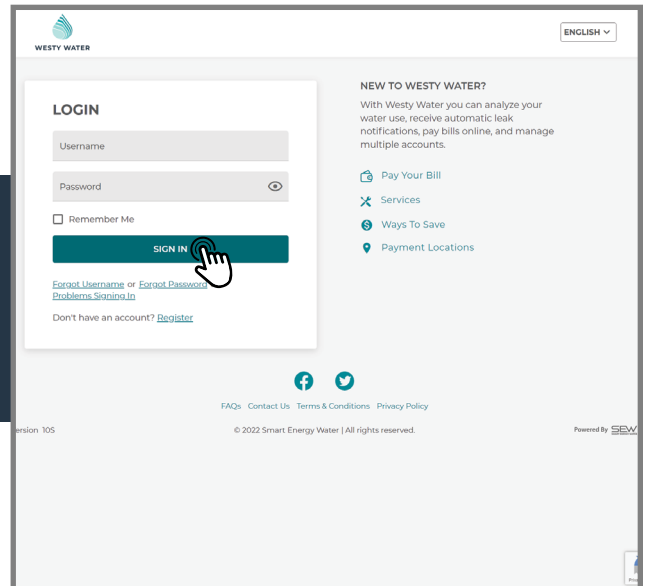
How can I view my water use?



Open your web browser to the main Westy Water page at www.westminsterco.gov/WestyWater and click the "Click Here" button.



Enter your Westy Water login credentials and click "Sign In."





Click "Usage" then "Usage Overview."

WEST WATER

Home Billing Usage Account Services Ways To Save

Usage Overview Compare

Remaining balance: **\$104.63**
You have a past due balance of \$104.63, please pay now.

MAKE PAYMENT VIEW BILL

TRACK UTILITY PAYMENTS

WESTMINSTER

REDUCE YOUR WATER BILL

HOW YOU'RE DOING SO FAR

Month	Usage (KGal)	Cost (\$)
OCT 2022 (LAST BILL)	~30	\$186.93
OCT 2023 (LAST YEAR)	~40	\$439.18

CONVENIENT AUTOMATIC PAYMENTS

Auto Pay

WEST WATER

Home Billing Usage Account Services Ways To Save

Usage

Category	Value
MONTHLY AVERAGE	28.92 KGAL
HIGHEST THIS YEAR	100.00 KGAL
SO FAR THIS MONTH	34.17 KGAL
PROJECTED USAGE	39.83 KGAL

WATER

Period: From June 2022 To May 2024

Aug 2022: Tier 3: 54 kgal, Total: 54 kgal

Legend: Tier 1, Tier 2, Tier 3

Export to Excel, Set Usage Alert, Green Button

Hover your mouse over a bar for the specific value.



Click "Dollar" or "Gallon" at top left to switch between water use and bill cost.

WEST WATER

Home Billing Usage Account Services Ways To Save

Usage

Category	Value
MONTHLY AVERAGE	\$148.36
HIGHEST THIS YEAR	\$309.60
SO FAR THIS MONTH	\$123.80
PROJECTED USAGE	\$136.81

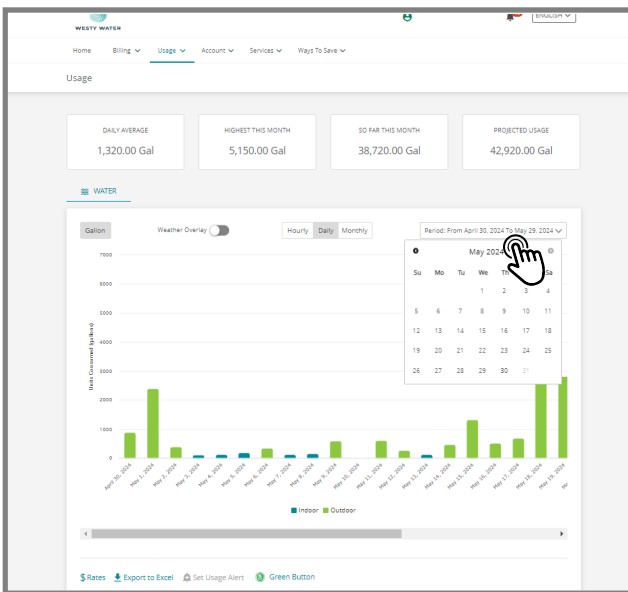
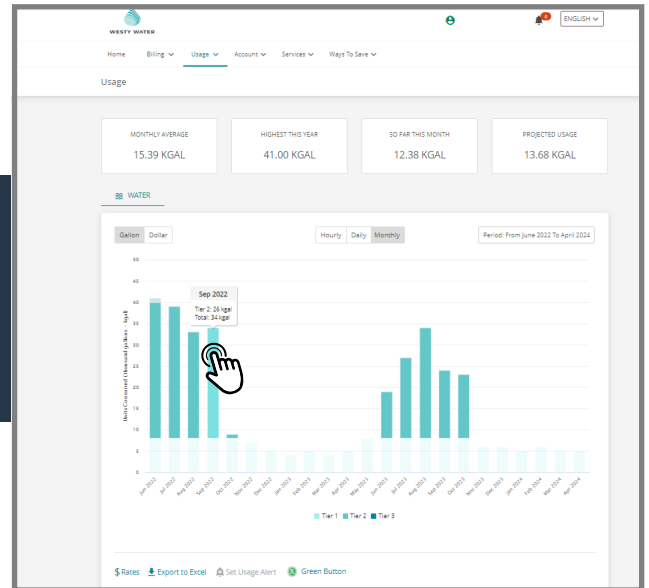
WATER

Period: From June 2022 To April 2024

Legend: Low Usage, High Usage



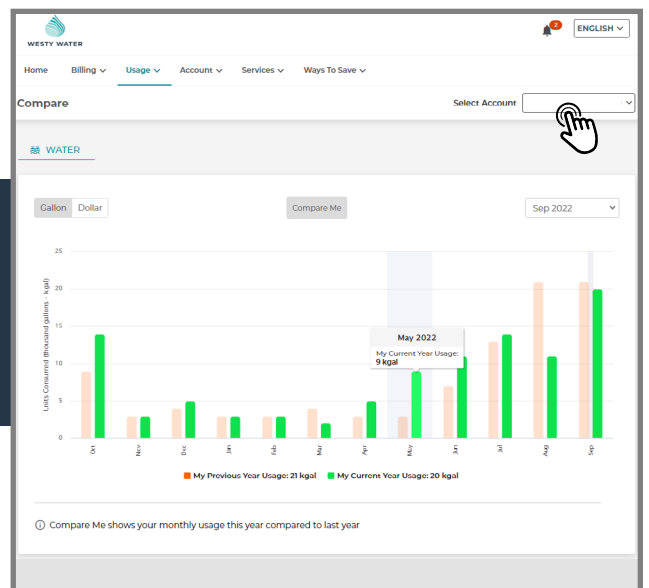
Click on a bar to get more detailed water use info by day or hour.




Use the calendar in top right to select custom dates.

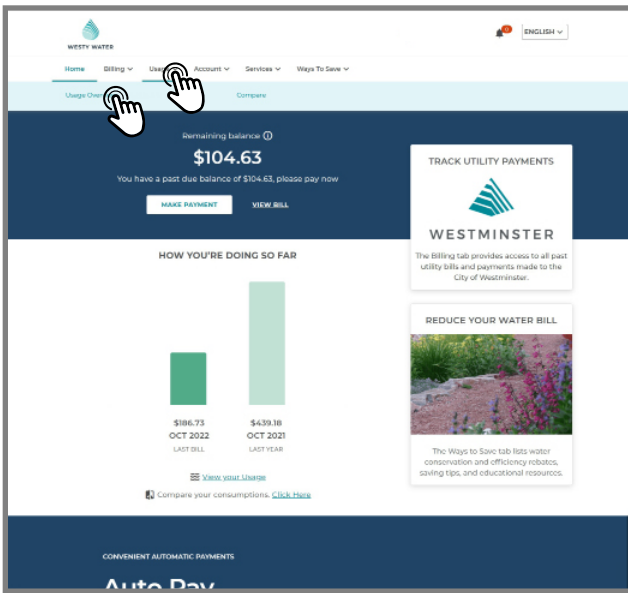


Switch between multiple accounts by clicking the "Select Account" drop down list above the chart on right.





How can I set water usage alerts?

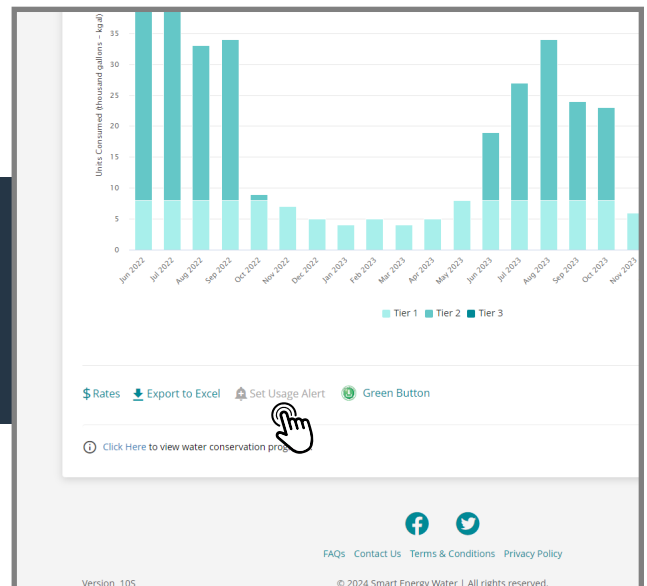


Log in to Westy Water. Click “Usage” and then “Usage Overview.”

1



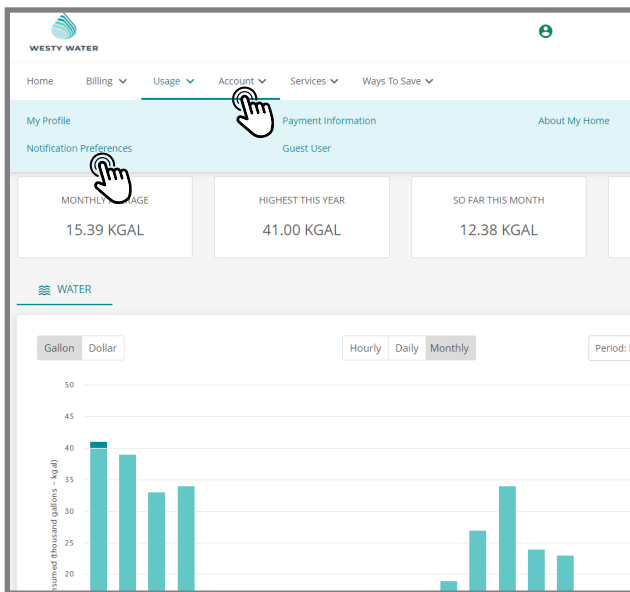
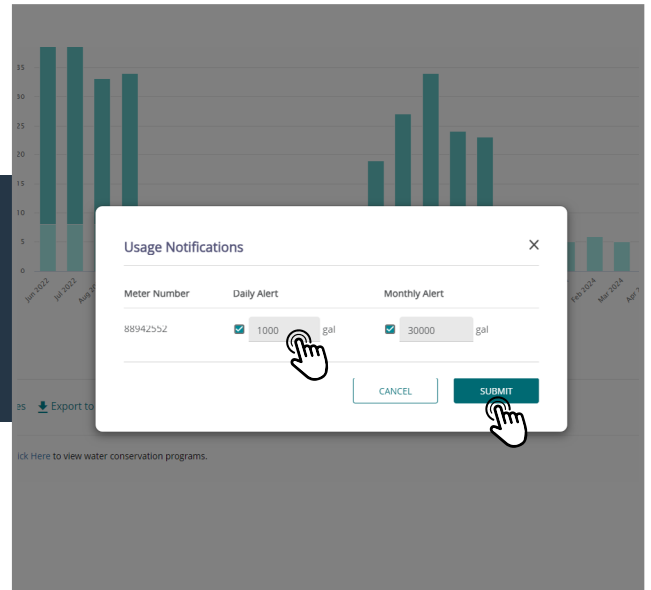
Click “Set Usage Alert” below the graph to set up an alert.





Input a daily and/or monthly limit in gallons, then “Submit.”

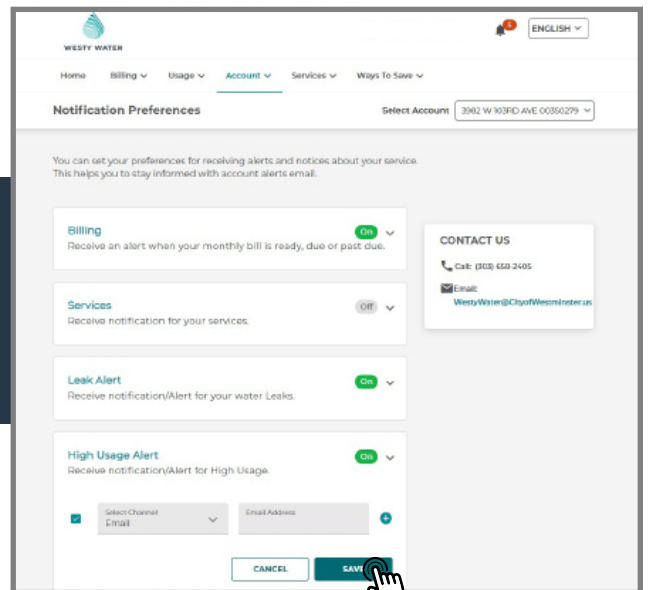
**For example, set to “0” for daily alert if going on vacation in the winter.*




Next, ensure you will receive an email alert by clicking on “Account” then “Notification Preferences.”



Click on “High Usage Alert” and enter an email address, check the box at left, then click “Save.” A second email address can be added with the plus button on right.





What is average water use?

Everyone's household uses water differently. The number of people in your home, the age of appliances, and the size of the yard all impact how much water is used. However, there are averages that can help you find out if your water usage is about normal or not. If you think your house or yard is using too much, check out the City's programs that can help at: www.WestminsterCO.gov/Conservation.

Individual Fixture Use

- Toilet flush: 1.5 gallons
- Shower: 10 gallons
- Bath: 20 - 40 gallons
- Dishwasher: 5 - 15 gallons
- Clothes washer: 10 - 40 gallons
- One spray irrigation zone: 200 gallons
- Full irrigation system run: 500 - 2,000+ gallons

Hourly Water Use

0 - 50 gallons per hour is normal indoor water use:

- **Teal** hourly bars labeled "Indoor" indicate water use less than 150 gallons per hour.
- **Green** hourly bars in the winter may be because it was laundry day, you hosted a family gathering, or used a lot of water for some reason.

100 - 300+ gallons per hour is normal outdoor water use:

- **Green** hourly bars labeled "Outdoor" indicate water use greater than 150 gallons per hour.
- Automatic irrigation systems usually run for a few hours late at night or in the early morning.

Daily Water Use

50-250 gallons per day is normal indoor water use:

- **Teal** daily bars labeled "Indoor" indicate water use less than 250 gallons per day.
- **Green** daily bars in the winter may be because it was laundry day, you hosted a family gathering, or used a lot of water for some reason.

500-2,000+ gallons per day is normal outdoor water use:

- **Green** daily bars labeled "Outdoor" indicate water use greater than 250 gallons per day.

Monthly Water Use in Winter

2,000 - 6,000 gallons per month is normal during winter:

- Westy Water and your utility bill show monthly water use in kgal, or thousand gallons.
- The Westminster single family average water use in the winter is 4 kgal per month.
- The monthly bars will show how much water was charged at the Tier 1 (0-8 kgal), Tier 2 (9-40 kgal), and Tier 3 (40+ kgal) rates. *For duplexes, the graph may not be correct, but the bill will be.

Monthly Water Use in Summer

10,000 - 30,000 gallons per month is normal during summer:

- Westy Water and your utility bill show monthly water use in kgal, or thousand gallons.
- The Westminster single family average water use in July or August is 16 kgal per month.
- The monthly bars will show how much water was charged at the Tier 1 (0-8 kgal), Tier 2 (9-40 kgal), and Tier 3 (40+ kgal) rates. *For duplexes, the graph may not be correct, but the bill will be.

Check out the City's water conservation programs if you are interested in reducing the amount of water used outdoors by clicking on the "Ways to Save" tab in Westy Water.