



# WESTMINSTER POLICE DEPARTMENT

## BI-WEEKLY TRENDING CRIME STATISTICS REPORT


CALLS FOR SERVICE COUNT	
BI-WEEKLY CALLS FOR SERVICE <small>01/29/2025 - 02/11/2025</small>	YEAR-TO-DATE CALLS FOR SERVICE <small>01/01/2025 - 02/11/2025</small>
3,021	8,857

*\*\*Data are from the WPD Computer-Aided Dispatch system. The sample includes all Calls for Service (CFS) assigned to WPD officers. Please note that this excludes CFS exclusively managed by WPD Dispatch.\*\**

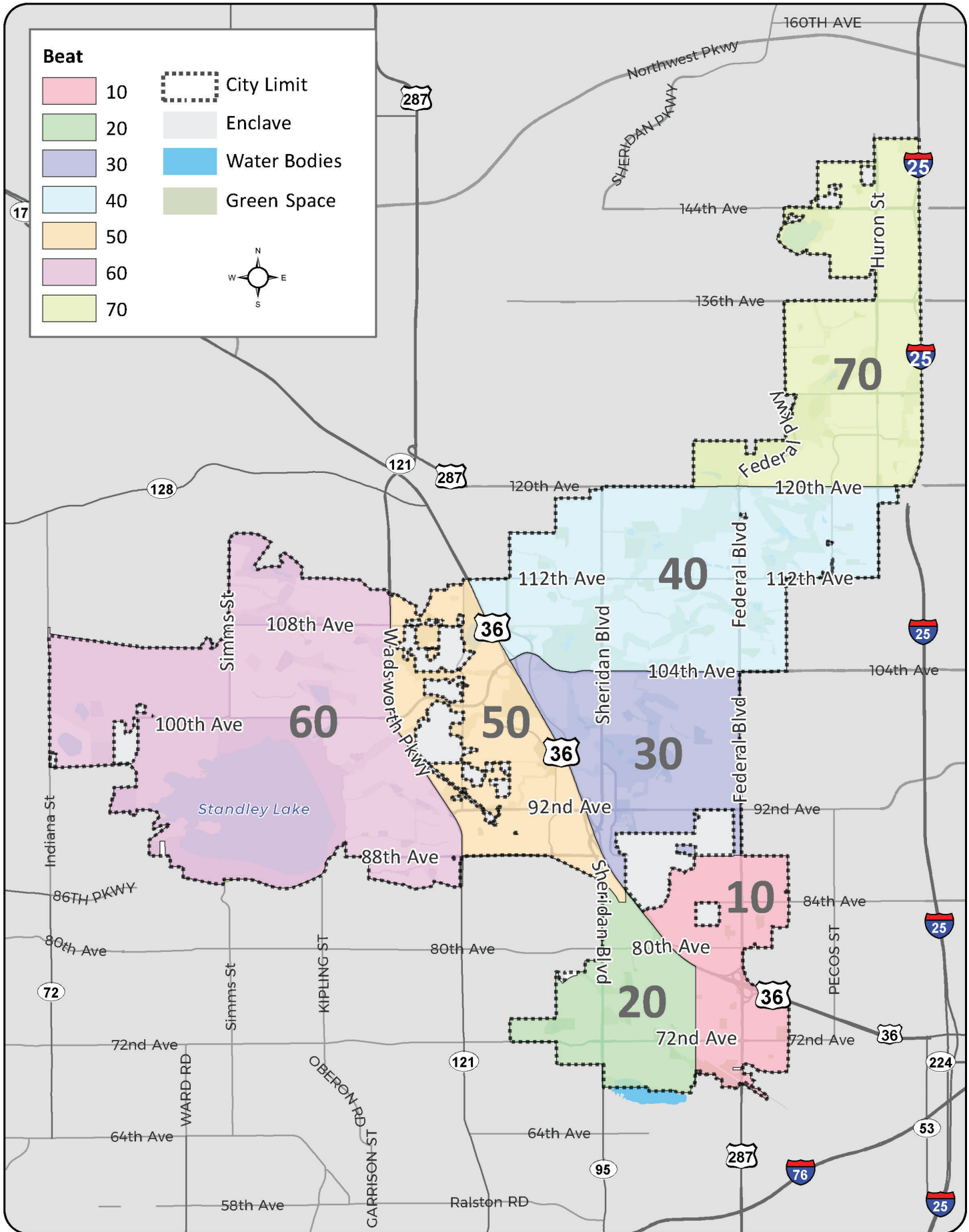
COUNT OF SPEEDING CITATIONS ISSUED
01/29/2025 - 02/11/2025
294

WEEKLY MOTOR VEHICLE THEFT REPORTS	
01/29/2025 - 02/11/2025	
VEHICLES REPORTED STOLEN	VEHICLES RECOVERED
14	6












<b>TOP 3 CALLS FOR SERVICE BY PD BEAT</b>  <small>(01/29/2025 - 02/11/2024)</small>	BEAT 10	1. TRAFFIC STOP	106	
			2.UNWANTED PERSON	20
			3.WELFARE CHECK	19
	BEAT 20		1. TRAFFIC STOP	76
			2.DISTURBANCE	19
			3.PD FOLLOW-UP	18
	BEAT 30		1. TRAFFIC STOP	132
			2.PD FOLLOW-UP	34
		3.CITIZEN QUESTION	23	
BEAT 40		1. TRAFFIC STOP	102	
		2.BUSINESS CHECK	19	
		3.CITIZEN QUESTION	19	
BEAT 50		1. TRAFFIC STOP	139	
		2.UNWANTED PERSON	18	
		3.WELFARE CHECK	15	
BEAT 60		1. TRAFFIC STOP	52	
		2.BUSINESS CHECK	15	
		3.PD FOLLOW-UP	14	
BEAT 70		1. TRAFFIC STOP	92	
		2.UNWANTED PERSON	17	
		3.SUSPICIOUS VEHICLE	17	



# Police Beat Map



**Beat**

	10		City Limit
	20		Enclave
	30		Water Bodies
	40		Green Space
	50		
	60		
	70		

