



# WESTMINSTER POLICE DEPARTMENT

## BI-WEEKLY TRENDING CRIME STATISTICS REPORT


CALLS FOR SERVICE COUNT	
BI-WEEKLY CALLS FOR SERVICE <small>02/12/2025 - 02/25/2025</small>	YEAR-TO-DATE CALLS FOR SERVICE <small>01/01/2025 - 02/25/2025</small>
2,911	11,768

*\*\*Data are from the WPD Computer-Aided Dispatch system. The sample includes all Calls for Service (CFS) assigned to WPD officers. Please note that this excludes CFS exclusively managed by WPD Dispatch.\*\**

COUNT OF SPEEDING CITATIONS ISSUED
<b>02/12/2025 - 02/25/2024</b>
248

WEEKLY MOTOR VEHICLE THEFT REPORTS	
<b>02/12/2025 - 02/25/2025</b>	
VEHICLES REPORTED STOLEN	VEHICLES RECOVERED
22	15

<b>TOP 3 CALLS FOR SERVICE BY PD BEAT</b>  <small>(02/12/2025 - 02/25/2025)</small>	BEAT 10	1. TRAFFIC STOP	138	
			2. WELFARE CHECK	22
			3. PD FOLLOW-UP	17
		BEAT 20	1. TRAFFIC STOP	58
			2. WELFARE CHECK	23
			3. UNWANTED PERSON	18
		BEAT 30	1. TRAFFIC STOP	125
			2. WELFARE CHECK	25
		3. PD FOLLOW-UP	22	
	BEAT 40	1. TRAFFIC STOP	88	
		2. WELFARE CHECK	27	
		3. PD FOLLOW-UP	23	
	BEAT 50	1. TRAFFIC STOP	104	
		2. BUSINESS CHECK	16	
		3. WELFARE CHECK	15	
	BEAT 60	1. TRAFFIC STOP	83	
		2. BUSINESS CHECK	11	
		3. PRP. DAMAGE CRASH	9	
	BEAT 70	1. TRAFFIC STOP	64	
		2. WELFARE CHECK	23	
		3. DISTURBANCE	23	














# Police Beat Map



27

**Beat**

	10		City Limit
	20		Enclave
	30		Water Bodies
	40		Green Space
	50		
	60		
	70		

