



# WESTMINSTER POLICE DEPARTMENT

## BI-WEEKLY TRENDING CRIME STATISTICS REPORT


CALLS FOR SERVICE COUNT	
BI-WEEKLY CALLS FOR SERVICE <small>09/11/2024 - 09/24/2024</small>	YEAR-TO-DATE CALLS FOR SERVICE <small>01/01/2024 - 09/24/2024</small>
<b>3,333</b>	<b>59,342</b>

*\*\*Data are from the WPD Computer-Aided Dispatch system. The sample includes all Calls for Service (CFS) assigned to WPD officers. Please note that this excludes CFS exclusively managed by WPD Dispatch.\*\**

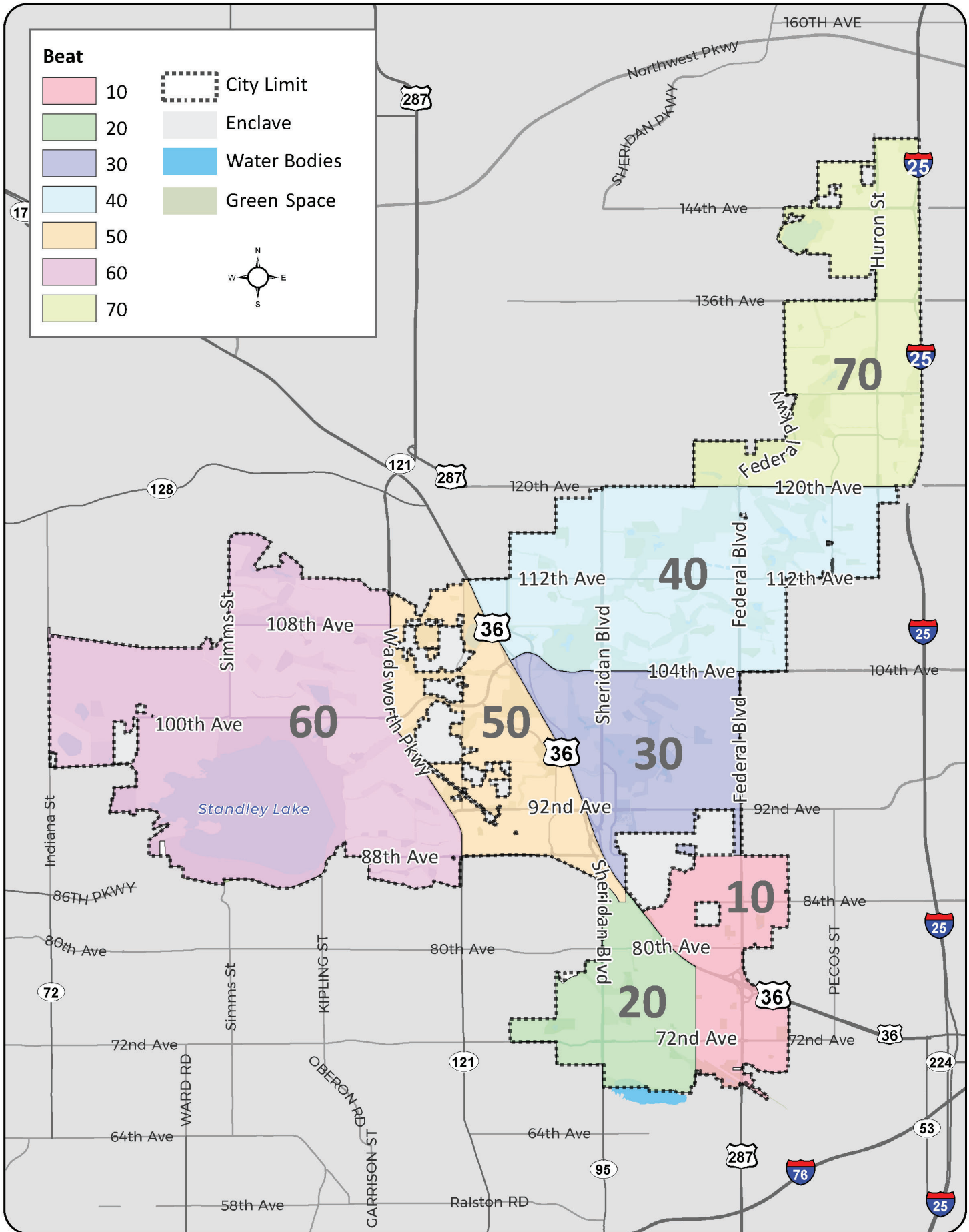
COUNT OF SPEEDING CITATIONS ISSUED
<b>09/11/2024 - 09/24/2024</b>
<b>232</b>

WEEKLY MOTOR VEHICLE THEFT REPORTS	
<b>09/11/2024 - 09/24/2024</b>	
VEHICLES REPORTED STOLEN	VEHICLES RECOVERED
<b>23</b>	<b>29</b>












<b>TOP 3 CALLS FOR SERVICE BY PD BEAT</b>  <small>(09/11/2024 - 09/24/2024)</small>	BEAT 10	1. TRAFFIC STOP   123
	2. DISTURBANCE   21	
	3. WELFARE CHECK   20	
	BEAT 20	1. TRAFFIC STOP   65
	2. DISTURBANCE   29	
	3. WELFARE CHECK   25	
	BEAT 30	1. TRAFFIC STOP   110
	2. CITIZEN QUESTION   24	
3. PD FOLLOW-UP   23		
BEAT 40	1. TRAFFIC STOP   58	
2. BUSINESS CHECK   28		
3. WELFARE CHECK   20		
BEAT 50	1. TRAFFIC STOP   78	
2. WELFARE CHECK   25		
3. FOLLOW UP PD   23		
BEAT 60	1. TRAFFIC STOP   28	
2. FOLLOW UP AMO   15		
3. FOLLOW UP PD   12		
BEAT 70	1. UNWANTED PERSON   54	
2. WELFARE CHECK   28		
3. SRO CONTACT   26		



# Police Beat Map



**Beat**

	10		City Limit
	20		Enclave
	30		Water Bodies
	40		Green Space
	50		
	60		
	70		

