



WESTMINSTER POLICE DEPARTMENT

BI-WEEKLY TRENDING CRIME STATISTICS REPORT


CALLS FOR SERVICE COUNT	
BI-WEEKLY CALLS FOR SERVICE <small>10/02/2024 - 10/15/2024</small>	YEAR-TO-DATE CALLS FOR SERVICE <small>01/01/2024 - 10/15/2024</small>
3,002	64,002

Data are from the WPD Computer-Aided Dispatch system. The sample includes all Calls for Service (CFS) assigned to WPD officers. Please note that this excludes CFS exclusively managed by WPD Dispatch.

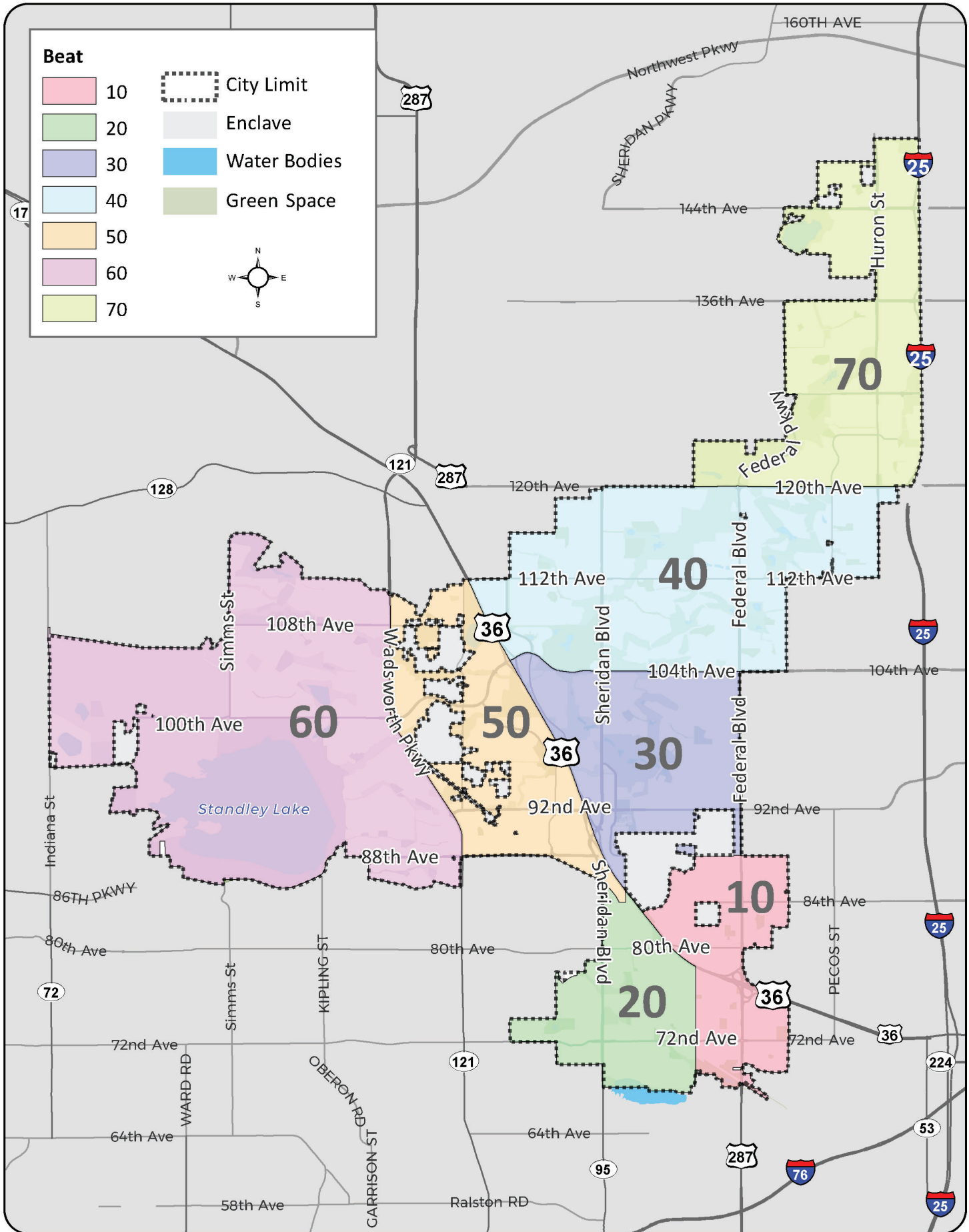
COUNT OF SPEEDING CITATIONS ISSUED
<small>10/02/2024 - 10/15/2024</small>
131

WEEKLY MOTOR VEHICLE THEFT REPORTS	
<small>10/02/2024 - 10/15/2024</small>	
VEHICLES REPORTED STOLEN	VEHICLES RECOVERED
26	15












TOP 3 CALLS FOR SERVICE BY PD BEAT <small>(10/02/2024 - 10/15/2024)</small>	BEAT 10	1. TRAFFIC STOP 61
	2. UNWANTED PERSON 21	
	3. DISTURBANCE 16	
	BEAT 20	1. TRAFFIC STOP 41
	2. WELFARE CHECK 36	
	3. DISTURBANCE 23	
	BEAT 30	1. TRAFFIC STOP 75
	2. PD FOLLOW-UP 30	
3. CITIZEN QUESTION 28		
BEAT 40	1. TRAFFIC STOP 64	
2. PD FOLLOW-UP 18		
3. WELFARE CHECK 15		
BEAT 50	1. TRAFFIC STOP 75	
2. WELFARE CHECK 20		
3. PD FOLLOW-UP 15		
BEAT 60	1. TRAFFIC STOP 27	
2. FOOT PATROL 13		
3. BUSINESS CHECK 9		
BEAT 70	1. UNWANTED PERSON 44	
2. WELFARE CHECK 33		
3. SUSPICIOUS PERSON 16		



Police Beat Map



Beat

	10		City Limit
	20		Enclave
	30		Water Bodies
	40		Green Space
	50		
	60		
	70		

