



WESTMINSTER POLICE DEPARTMENT

BI-WEEKLY TRENDING CRIME STATISTICS REPORT

CALLS FOR SERVICE COUNT	
BI-WEEKLY CALLS FOR SERVICE <small>10/16/2024 - 10/29/2024</small>	YEAR-TO-DATE CALLS FOR SERVICE <small>01/01/2024 - 10/29/2024</small>
3,412	67,414


Data are from the WPD Computer-Aided Dispatch system. The sample includes all Calls for Service (CFS) assigned to WPD officers. Please note that this excludes CFS exclusively managed by WPD Dispatch.

COUNT OF SPEEDING CITATIONS ISSUED
10/16/2024 - 10/29/2024
354*

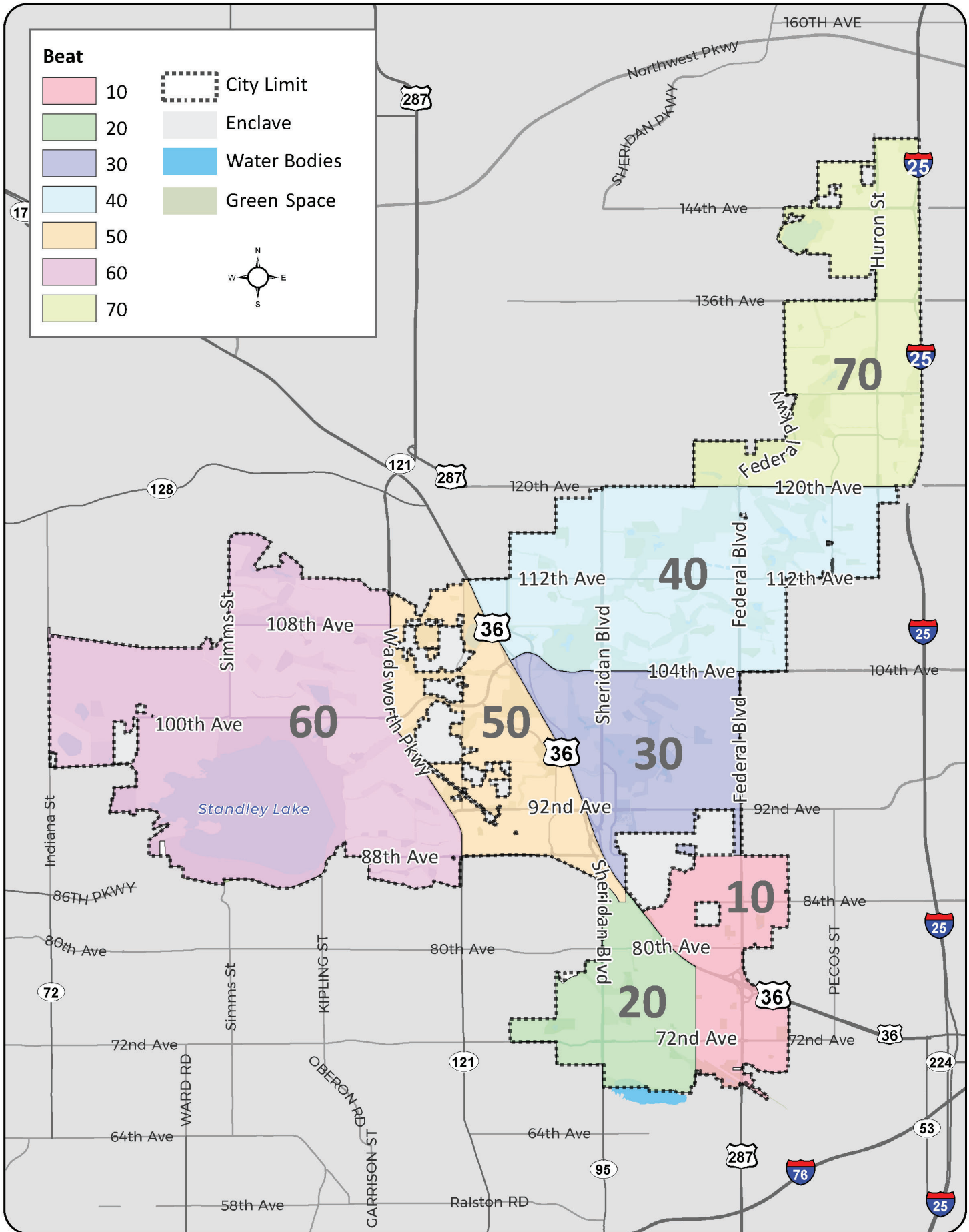
WEEKLY MOTOR VEHICLE THEFT REPORTS	
10/16/2024 - 10/29/2024	
VEHICLES REPORTED STOLEN	VEHICLES RECOVERED
20	22

TOP 3 CALLS FOR SERVICE BY PD BEAT <small>(10/16/2024 - 10/29/2024)</small>	BEAT 10	1. TRAFFIC STOP 112
	BEAT 20	2.DISTURBANCE 22
	BEAT 30	3.WELFARE CHECK 21
	BEAT 40	1. TRAFFIC STOP 47
	BEAT 50	2.DISTURBANCE 28
	BEAT 60	3.WELFARE CHECK 25
	BEAT 70	1. TRAFFIC STOP 171
	BEAT 80	2.CITIZEN QUESTION 35
BEAT 90	3.WELFARE CHECK 29	
BEAT 100	1. TRAFFIC STOP 76	
BEAT 110	2.PD FOLLOW-UP 20	
BEAT 120	3.BEHAVIORAL CRISIS 17	
BEAT 130	1. TRAFFIC STOP 101	
BEAT 140	2.WELFARE CHECK 19	
BEAT 150	3.BUSINESS CHECK 14	
BEAT 160	1. TRAFFIC STOP 28	
BEAT 170	2.PD FOLLOW UP 13	
BEAT 180	3.SUSPICIOUS VEHICLE 12	
BEAT 190	1. TRAFFIC STOP 58	
BEAT 200	2.UNWANTED PERSON 31	
BEAT 210	3.WELFARE CHECK 29	












*large increase due to implementation of Brazos E-Citation program



Police Beat Map



Beat

	10		City Limit
	20		Enclave
	30		Water Bodies
	40		Green Space
	50		
	60		
	70		

